

DATE REPORT ISSUED: February 10, 2024
ATTENTION: Members, Medical Board of California
SUBJECT: Licensing Program Summary
STAFF CONTACT: Marina O'Connor, Deputy Director

REQUESTED ACTION:

This report is intended to provide the Members with an update on the Licensing Program at the Medical Board of California (Board).

PROGRAM UPDATE:

In Quarter 2 of Fiscal Year (FY) 2023-2024, the Board received 1,700 initial license applications (1,301 Physician's and Surgeon's (P&S) License applications, 340 Transition applications; 59 Postgraduate Training License (PTL) applications) and issued a total of 3,746 licenses (1,207 P&S licenses and 2,539 PTLs).

By prioritizing specific application types based on deadlines and hiring temporary staff, the Licensing Program was able to eliminate the application backlog. This allowed more applicants to continue in their postgraduate training programs without having to cease clinical practice that directly affected patient care.

During Quarter 2, the Board continued to notify applicants, medical schools, and postgraduate training programs that effective January 1, 2024, the Board would no longer accept certain application documents through the mail. These documents are now only accepted through the Direct Online Certification Submission (DOCS) portal or through a Board-accepted third-party service.

In its continued effort to establish a paperless process, the Licensing Program has eliminated printing certain documents received electronically and including them in a paper file. This is an important step in eliminating the paper file and relying solely on electronic systems and files.

On October 4, 2023, the Board, as well as the Physician Assistant Board and the Osteopathic Medical Board of California, met with the Federation of State Medical Board (FSMB) at the Department of Consumer Affairs headquarters and discussed how the Board could streamline application processes by utilizing current and planned FSMB products and services. To continue its discussion on process improvements, the Licensing Program provided FSMB staff a walkthrough of the license application process on January 30, 2024, to assist FSMB to gather more information on state licensing processes and how California utilizes FSMB information.

WEBMASTER

The Licensing Program responded to 1,509 emails via the Licensing Webmaster in Quarter 2 of the current fiscal year. The most responded topics during this quarter were application status checks, first time license renewals, and licensing fees.

In Quarter 2 of FY 2023-2024, the Consumer Information Unit (CIU) received 15,317 calls, with an average wait time of 14 minutes. Five of the topics most responded to in CIU during this quarter were license application status checks, Fictitious Name Permit application questions, complaint questions, Physician & Surgeon renewal assistance, and change in license status.

**WORKLOAD REPORT
as of December 31, 2023**

CONSUMER INFORMATION UNIT Fiscal Year 23-24	2023- 2024	Quarter 1	Quarter 2	Quarter 3	Quarter 4
Total Calls Answered	27,865	14,561	13,304		
*Calls Requesting Call Back	10,220	5,239	4,981		
Calls Abandoned	6,545	3,320	3,225		

CONSUMER INFORMATION UNIT Fiscal Year 22-23	2022- 2023	Quarter 1	Quarter 2	Quarter 3	Quarter 4
Total Calls Answered	62,441	16,375	14,456	16,323	15,287
*Calls Requesting Call Back	22,544	7,326	6,423	5,745	3,050
Calls Abandoned	17,555	5,876	5,178	4,455	2,046

*Calls Requesting Call Back is a subset of Total Calls Answered

PHYSICIAN & SURGEON DATA Fiscal Year 23-24	2023- 2024	Quarter 1	Quarter 2	Quarter 3	Quarter 4
P&S Initial License Apps Received	2,247	946	1,301		
P&S Transition Apps Received	1,109	769	340		
*Total P&S Applications Received	3,356	1,715	1,641		
Initial Reviews Completed	6,068	3,442	2,626		
Licenses Issued	4,970	3,763	1,207		
Renewals Issued	35,469	18,586	16,883		

PHYSICIAN & SURGEON DATA Fiscal Year 22-23	2022- 2023	Quarter 1	Quarter 2	Quarter 3	Quarter 4
P&S Initial License Apps Received	4,646	1,054	1,199	1,799	594
P&S Transition Apps Received	4,003	1,034	512	1,674	783
*Total P&S Applications Received	8,649	2,088	1,711	3,473	1,377
Initial Reviews Completed	8,004	1,851	1,616	1,997	2,540
Licenses Issued	7,639	2,561	1,131	1,593	2,354
Renewals Issued	73,263	18,733	15,890	18,853	19,787

POSTGRADUATE TRAINING LICENSE DATA Fiscal Year 23-24	2023- 2024	Quarter 1	Quarter 2	Quarter 3	Quarter 4
*Applications Received	951	892	59		
Initial Reviews Completed	2,887	834	2,053		
Licenses Issued	2,812	273	2,539		

POSTGRADUATE TRAINING LICENSE DATA Fiscal Year 22-23	2022- 2023	Quarter 1	Quarter 2	Quarter 3	Quarter 4
*Applications Received	2,145	1,271	178	183	513
Initial Reviews Completed	2,470	1,188	1,199	36	47
Licenses Issued	2,810	939	1,326	520	25

*Applications Received does not include applications received with monies that have not been deposited, as this process may take several weeks.

**WORKLOAD REPORT
as of December 31, 2023**

CATEGORIES OF APPLICATIONS REFERRED TO SENIOR REVIEW 2* Fiscal Year 23-24	2023-2024	Quarter 1	Quarter 2	Quarter 3	Quarter 4
Alcohol/Drugs	8	5	3		
PG/Medical Knowledge	51	26	25		
Convictions	12	4	8		
Other	16	6	10		

CATEGORIES OF APPLICATIONS REFERRED TO SENIOR REVIEW 2* Fiscal Year 22-23	2022-2023	Quarter 1	Quarter 2	Quarter 3	Quarter 4
Alcohol/Drugs	27	11	6	8	2
PG/Medical Knowledge	107	37	38	20	12
Convictions	18	6	5	5	2
Other	46	6	20	9	11

*One application may be counted in more than one category.

LICENSED MIDWIVES Fiscal Year 23-24	2023-2024	Quarter 1	Quarter 2	Quarter 3	Quarter 4
Applications Received	16	11	5		
Licenses Issued	17	11	6		
Licenses Renewed	106	53	53		

LICENSED MIDWIVES Fiscal Year 22-23	2022-2023	Quarter 1	Quarter 2	Quarter 3	Quarter 4
Applications Received	28	9	6	7	6
Licenses Issued	34	11	6	7	10
Licenses Renewed	234	53	54	60	67

FICTITIOUS NAME PERMIT Fiscal Year 23-24	2023-2024	Quarter 1	Quarter 2	Quarter 3	Quarter 4
P&S - FNP Received	905	485	420		
P&S - FNP Issued	874	474	400		
P&S - FNP Renewed	2,519	1,232	1,287		
Podiatric FNP Received	13	7	6		
Podiatric FNP Issued	13	8	5		
Podiatric FNP Renewed	44	21	23		

FICTITIOUS NAME PERMIT Fiscal Year 22-23	2022-2023	Quarter 1	Quarter 2	Quarter 3	Quarter 4
P&S - FNP Received	1,821	454	468	434	465
P&S - FNP Issued	1,732	492	401	427	412
P&S - FNP Renewed	5,414	1,370	1,019	1,575	1,450
Podiatric FNP Received	32	8	7	7	10
Podiatric FNP Issued	29	6	7	6	10
Podiatric FNP Renewed	100	30	28	22	20

**WORKLOAD REPORT
as of December 31, 2023**

POLYSOMNOGRAPHY Fiscal Year 23-24	2023- 2024	Quarter 1	Quarter 2	Quarter 3	Quarter 4
Trainee Applications Received	21	9	12		
Trainee Registrations Issued	23	13	10		
Trainee Registrations Renewed	9	5	4		
Technician Applications Received	10	2	8		
Technician Registrations Issued	11	4	7		
Technician Registrations Renewed	21	15	6		
Technologist Applications Received	21	9	12		
Technologist Registrations Issued	21	9	12		
Technologist Registrations Renewed	99	56	43		

POLYSOMNOGRAPHY Fiscal Year 22-23	2022- 2023	Quarter 1	Quarter 2	Quarter 3	Quarter 4
Trainee Applications Received	43	5	6	7	25
Trainee Registrations Issued	43	10	3	3	27
Trainee Registrations Renewed	15	1	5	3	6
Technician Applications Received	21	4	2	9	6
Technician Registrations Issued	21	5	2	9	5
Technician Registrations Renewed	63	18	12	13	20
Technologist Applications Received	47	14	10	14	9
Technologist Registrations Issued	48	13	10	10	15
Technologist Registrations Renewed	388	117	107	85	79

RESEARCH PSYCHOANALYST Fiscal Year 23-24	2023- 2024	Quarter 1	Quarter 2	Quarter 3	Quarter 4
RP Applications Received	3	1	2		
RP Licenses Issued	4	1	3		
RP Licenses Renewed	38	0	38		

RESEARCH PSYCHOANALYST Fiscal Year 22-23	2022- 2023	Quarter 1	Quarter 2	Quarter 3	Quarter 4
RP Applications Received	7	3	0	4	0
RP Licenses Issued	5	1	1	0	3
RP Licenses Renewed	16	5	2	3	6

**WORKLOAD REPORT
as of December 31, 2023**

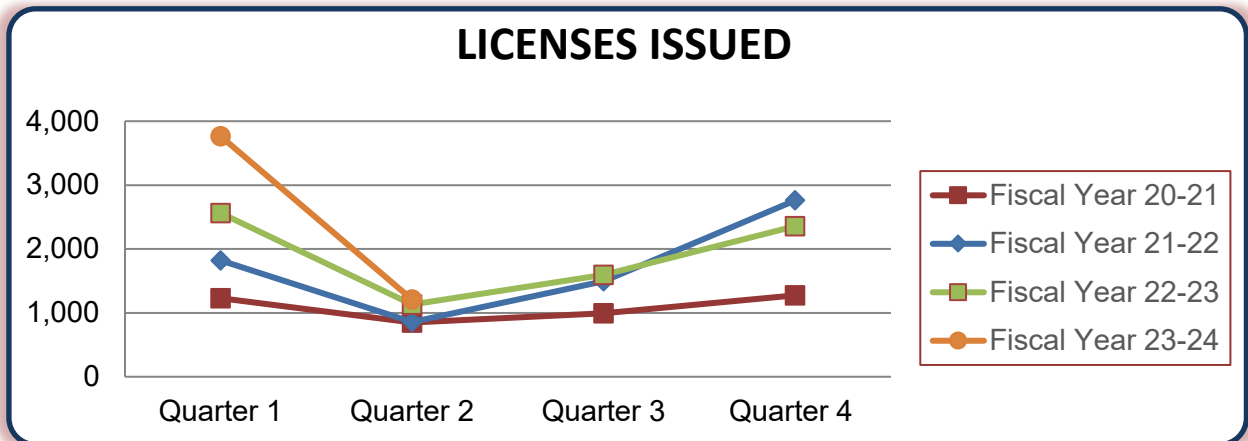
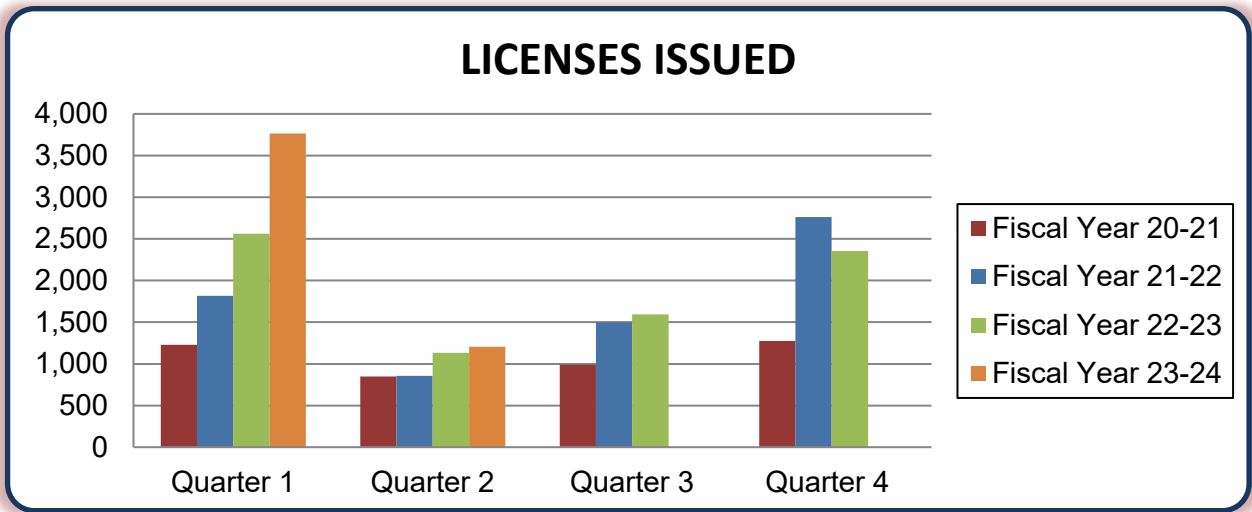
SPECIAL PROGRAMS Fiscal Year 23-24	2023-2024	Quarter 1	Quarter2	Quarter 3	Quarter 4
2111 Applications Received	8	6	2		
2111 Applications Reviewed	9	5	4		
2111 Permits Issued	9	5	4		
2111 Permits Renewed	9	5	4		
2112 Applications Received	0	0	0		
2112 Applications Reviewed	0	0	0		
2112 Permits Issued	0	0	0		
2112 Permits Renewed	0	0	0		
2113 Applications Received	17	6	11		
2113 Applications Reviewed	13	9	4		
2113 Permits Issued	18	16	2		
2113 Permits Renewed	17	9	8		
2168 Applications Received	2	0	2		
2168 Applications Reviewed	2	0	2		
2168 Permits Issued	0	0	0		
2168 Permits Renewed	6	4	2		

SPECIAL PROGRAMS Fiscal Year 22-23	2022-2023	Quarter 1	Quarter2	Quarter 3	Quarter 4
2111 Applications Received	24	10	5	6	3
2111 Applications Reviewed	23	9	7	3	4
2111 Permits Issued	25	9	8	4	4
2111 Permits Renewed	44	12	10	10	12
2112 Applications Received	0	0	0	0	0
2112 Applications Reviewed	0	0	0	0	0
2112 Permits Issued	0	0	0	0	0
2112 Permits Renewed	0	0	0	0	0
2113 Applications Received	33	7	9	12	5
2113 Applications Reviewed	30	5	7	13	5
2113 Permits Issued	33	13	7	4	9
2113 Permits Renewed	56	15	8	13	20
2168 Applications Received	1	1	0	0	0
2168 Applications Reviewed	2	1	1	0	0
2168 Permits Issued	3	0	0	3	0
2168 Permits Renewed	13	8	2	2	1

- 2111 - Visiting Fellow (doesn't satisfy postgraduate training required for licensure)
- 2112 - Hospital Fellowship Program Non-Citizen (doesn't satisfy postgraduate training required for licensure)
- 2113 - Medical School Faculty Member (may satisfy postgraduate training required for licensure)
- 2168 - Special Faculty Permit (academically eminent; unrestricted practice within sponsoring medical school - not eligible for licensure)

**Physician's and Surgeon's Licenses Issued*
Four Fiscal Year History**

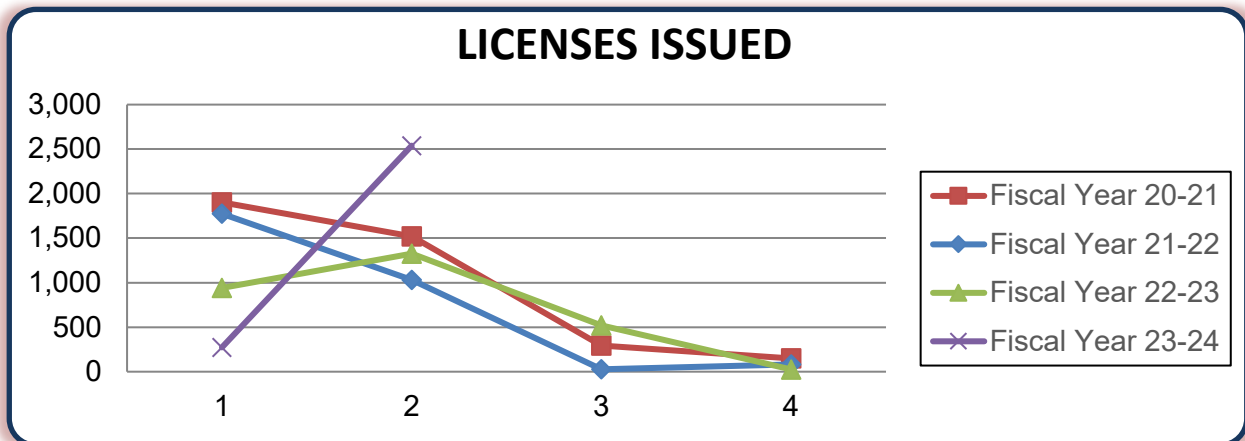
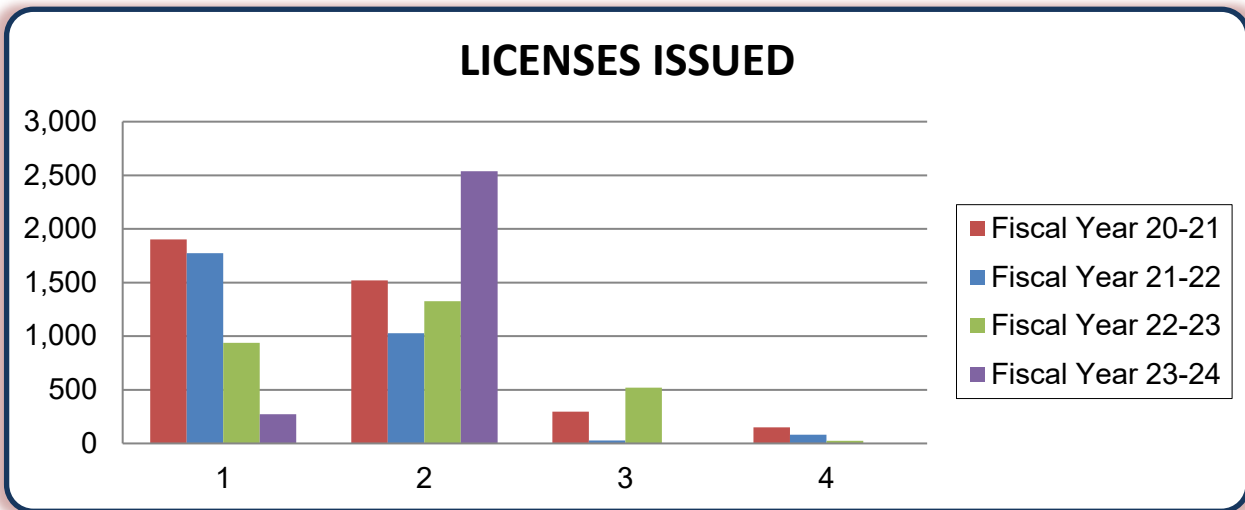
Fiscal Year	Quarter 1	Quarter 2	Quarter 3	Quarter 4	TOTAL
Fiscal Year 23-24	3,763	1,207			4,970
Fiscal Year 22-23	2,561	1,131	1,593	2,354	7,639
Fiscal Year 21-22	1,818	857	1,497	2,760	6,932
Fiscal Year 20-21	1,229	849	992	1,274	4,344



*Data provided pertains to Physician's and Surgeon's licenses only and does not include data pertaining to Postgraduate Training Licenses.

**Postgraduate Training Licenses Issued*
Fiscal Year History**

Fiscal Year	Quarter 1	Quarter 2	Quarter 3	Quarter 4	TOTAL
Fiscal Year 23-24	273	2,539			2,812
Fiscal Year 22-23	939	1,326	520	25	2,810
Fiscal Year 21-22	1,774	1,029	27	81	2,911
Fiscal Year 20-21	1,902	1,519	295	149	3,865

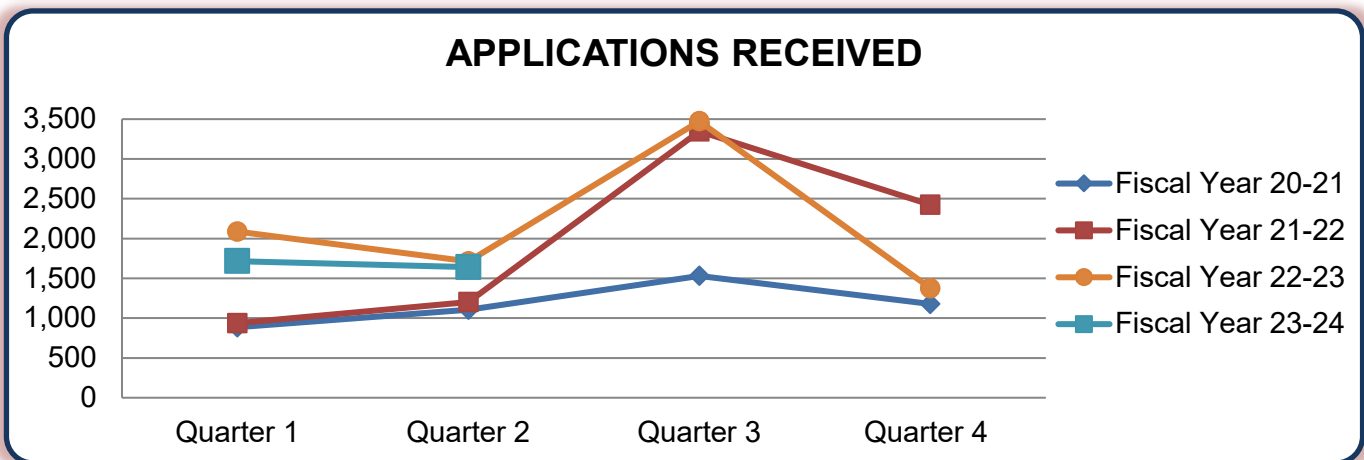
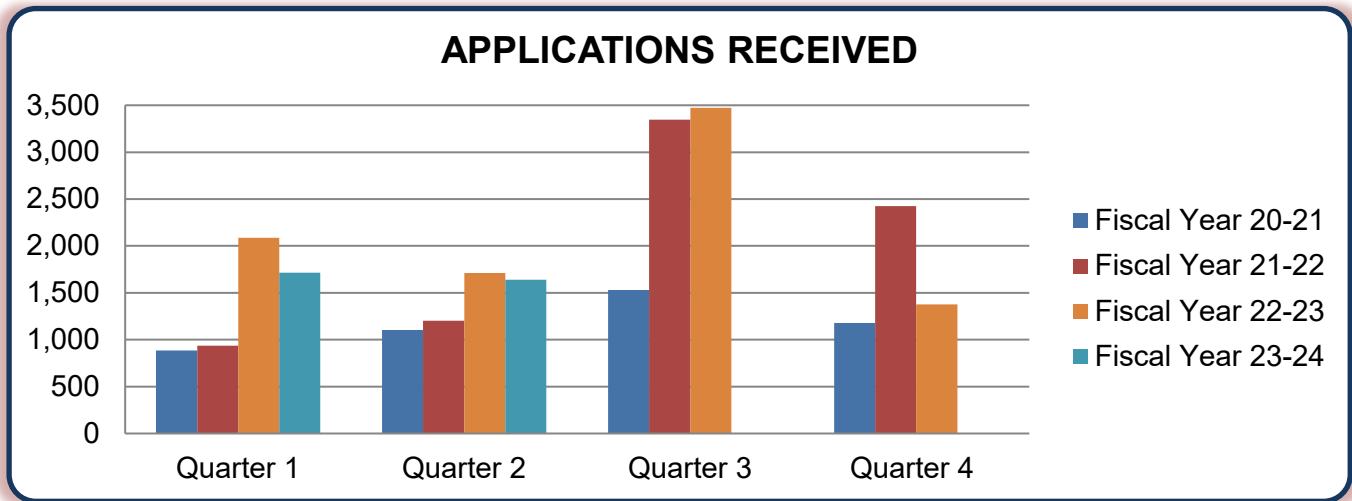


*Data provided pertains to Postgraduate Training Licenses only and does not include data pertaining to Physician's and Surgeon's Licenses.

**Physician's and Surgeon's Applications Received*
Four Fiscal Year History**

Fiscal Year	Quarter 1	Quarter 2	Quarter 3	Quarter 4	TOTAL
Fiscal Year 23-24	1,715	1,641			3,356
Fiscal Year 22-23	2,088	1,711	3,473	1,377	8,649
Fiscal Year 21-22	937	1,202	3,347	2,424	7,910
Fiscal Year 20-21	886	1,105	1,530	1,178	4,699

Applications Received data for the current quarter does not include applications received with monies that have not been deposited, as this process may take several weeks.

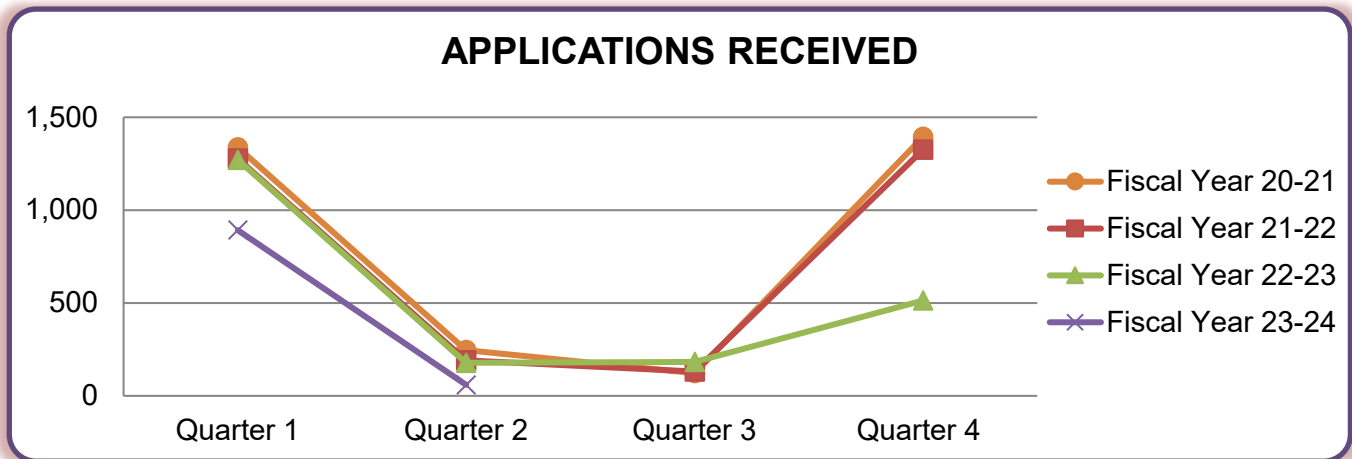
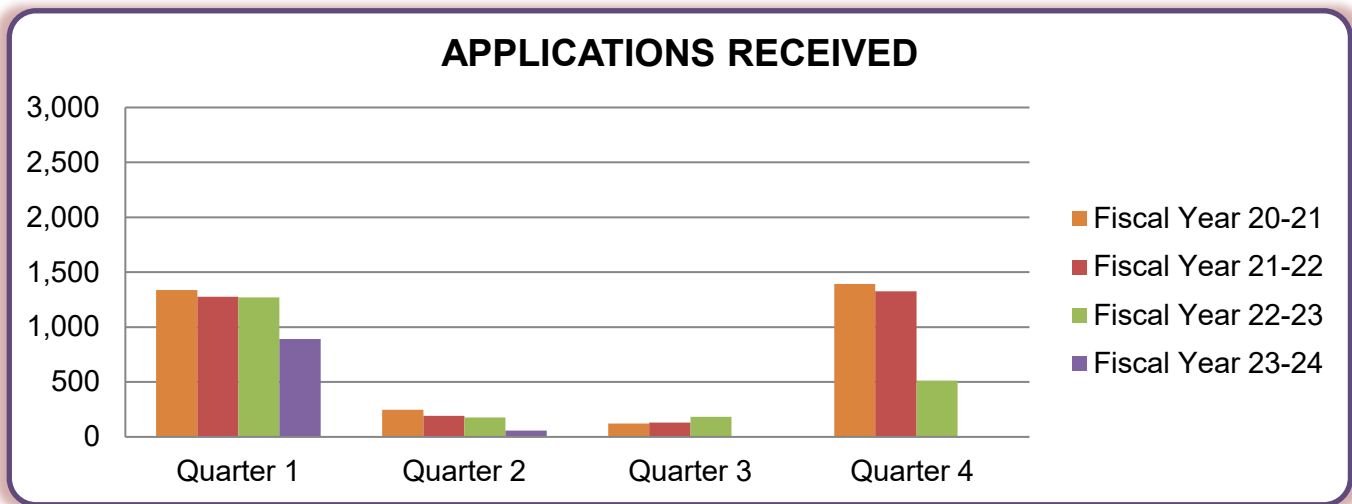


*Data provided pertains to initial Physician's and Surgeon's license applications and Transition from a PTL to a P&S License applications only and does not include data pertaining to Postgraduate Training Licenses.

Postgraduate Training License Applications Received* Fiscal Year History

Fiscal Year	Quarter 1	Quarter 2	Quarter 3	Quarter 4	TOTAL
Fiscal Year 23-24	892	59			951
Fiscal Year 22-23	1,271	178	183	513	2,145
Fiscal Year 21-22	1,277	191	131	1,325	2,924
Fiscal Year 20-21	1,337	246	122	1,394	3,099

*Applications Received data for the current quarter does not include applications received with monies that have not been deposited, as this process may take several weeks.



*Data provided pertains to Postgraduate Training Licenses only and does not include data pertaining to Physician's and Surgeon's applications.