

DATE REPORT ISSUED: April 24, 2024
ATTENTION: Members, Medical Board of California
SUBJECT: Licensing Program Summary
STAFF CONTACT: Marina O'Connor, Deputy Director

REQUESTED ACTION:

This report is intended to provide the Members with an update on the Licensing Program at the Medical Board of California (Board).

PROGRAM UPDATE:

In Quarter 3 of Fiscal Year (FY) 2023-2024, the Board received 2,625 initial license applications (1,723 Physician's and Surgeon's (P&S) License applications, 623 Transition applications; 279 Postgraduate Training License (PTL) applications) and issued a total of 2,869 licenses (2,750 P&S licenses and 119 PTLs).

During Quarter 3, the Board started returning mailed documents from U.S. medical schools and postgraduate training programs, since these documents are now only accepted through the Direct Online Certification Submission (DOCS) portal or through a Board-accepted third-party service. The Licensing Program is collaborating with national organizations to inform out-of-state schools and programs of the paperless process and prevent mailed documents from slowing down the licensure process.

In continuation of its effort to reduce its reliance on paper, the Licensing Program now scans all documents accepted through the mail into the BreEZe system, which only include documents from international medical schools, giving staff 24/7 access to all documents that are part of the license application file.

The Licensing Program continues to further streamline the licensure process and reduce application deficiencies through its collaboration with the Federation of State Medical Boards, resulting in the Board now accepting additional signatures on forms that are part of the Federation Credentials Verification Service (FCVS) profile.

The Licensing Program also made several changes to its online applications, including adding a section for applicants to approve third parties to receive application information or act on their behalf during the application process, which helps reduce staff workload reviewing and processing signed authorizations provided after submission of the license application. The Licensing Program added a new question to the P&S license application to identify out-of-state applicants enrolling in a California ACGME-accredited postgraduate training program and have 180 days to obtain a license, which will allow the Board to establish more effective workload measures for these applications.

DIRECT ONLINE CERTIFICATION SUBMISSION

As of March 31, 2024, there are 3,597 postgraduate training programs and 748 medical schools registered in the Board's DOCS portal.

WEBMASTER

The Licensing Program responded to 2,255 emails from the Licensing Webmaster in Quarter 3 of the current fiscal year. The most responded topics during this quarter were application status checks, first time license renewals, and continuing medical education questions.

OUTREACH

The Board's Deputy Director and licensing staff conducted a live webinar on January 22, 2024, on the licensure process and requirements, highlighting the licensing law changes effective January 1, 2024.

CONSUMER INFORMATION UNIT

In Quarter 3 of FY 2024-2025, the Consumer Information Unit (CIU) received 15,023 calls, with an average wait time of nine minutes. Five of the topics most responded to in CIU during this quarter were complaint questions, P&S license application status checks, P&S license application questions, P&S license renewal assistance, and requests for complaint forms to be mailed.

**WORKLOAD REPORT
as of March 31, 2024**

CONSUMER INFORMATION UNIT Fiscal Year 23-24	2023- 2024	Quarter 1	Quarter 2	Quarter 3	Quarter 4
Total Calls Answered	41,292	14,561	13,304	13,427	
*Calls Requesting Call Back	14,137	5,239	4,981	3,917	
Calls Abandoned	9,126	3,320	3,225	2,581	

CONSUMER INFORMATION UNIT Fiscal Year 22-23	2022- 2023	Quarter 1	Quarter 2	Quarter 3	Quarter 4
Total Calls Answered	62,441	16,375	14,456	16,323	15,287
*Calls Requesting Call Back	22,544	7,326	6,423	5,745	3,050
Calls Abandoned	17,555	5,876	5,178	4,455	2,046

*Calls Requesting Call Back is a subset of Total Calls Answered

PHYSICIAN & SURGEON DATA Fiscal Year 23-24	2023- 2024	Quarter 1	Quarter 2	Quarter 3	Quarter 4
P&S Initial License Apps Received	3,970	946	1,301	1,723	
P&S Transition Apps Received	1,732	769	340	623	
*Total P&S Applications Received	5,702	1,715	1,641	2,346	
Initial Reviews Completed	8,591	3,442	2,626	2,523	
Licenses Issued	7,720	3,763	1,207	2,750	
Renewals Issued	54,281	18,586	16,883	18,812	

PHYSICIAN & SURGEON DATA Fiscal Year 22-23	2022- 2023	Quarter 1	Quarter 2	Quarter 3	Quarter 4
P&S Initial License Apps Received	4,646	1,054	1,199	1,799	594
P&S Transition Apps Received	4,003	1,034	512	1,674	783
*Total P&S Applications Received	8,649	2,088	1,711	3,473	1,377
Initial Reviews Completed	8,004	1,851	1,616	1,997	2,540
Licenses Issued	7,639	2,561	1,131	1,593	2,354
Renewals Issued	73,263	18,733	15,890	18,853	19,787

POSTGRADUATE TRAINING LICENSE DATA Fiscal Year 23-24	2023- 2024	Quarter 1	Quarter 2	Quarter 3	Quarter 4
*Applications Received	1,230	892	59	279	
Initial Reviews Completed	2,912	834	2,053	25	
Licenses Issued	2,931	273	2,539	119	

POSTGRADUATE TRAINING LICENSE DATA Fiscal Year 22-23	2022- 2023	Quarter 1	Quarter 2	Quarter 3	Quarter 4
*Applications Received	2,145	1,271	178	183	513
Initial Reviews Completed	2,470	1,188	1,199	36	47
Licenses Issued	2,810	939	1,326	520	25

*Applications Received does not include applications received with monies that have not been deposited, as this process may take several weeks.

**WORKLOAD REPORT
as of March 31, 2024**

CATEGORIES OF APPLICATIONS REFERRED TO SENIOR REVIEW 2* Fiscal Year 23-24	2023-2024	Quarter 1	Quarter 2	Quarter 3	Quarter 4
Alcohol/Drugs	15	5	3	7	
PG/Medical Knowledge	69	26	25	18	
Convictions	19	4	8	7	
Other	28	6	10	12	

CATEGORIES OF APPLICATIONS REFERRED TO SENIOR REVIEW 2* Fiscal Year 22-23	2022-2023	Quarter 1	Quarter 2	Quarter 3	Quarter 4
Alcohol/Drugs	27	11	6	8	2
PG/Medical Knowledge	107	37	38	20	12
Convictions	18	6	5	5	2
Other	46	6	20	9	11

*One application may be counted in more than one category.

LICENSED MIDWIVES Fiscal Year 23-24	2023-2024	Quarter 1	Quarter 2	Quarter 3	Quarter 4
Applications Received	23	11	5	7	
Licenses Issued	25	11	6	8	
Licenses Renewed	159	53	53	53	

LICENSED MIDWIVES Fiscal Year 22-23	2022-2023	Quarter 1	Quarter 2	Quarter 3	Quarter 4
Applications Received	28	9	6	7	6
Licenses Issued	34	11	6	7	10
Licenses Renewed	234	53	54	60	67

FICTITIOUS NAME PERMIT Fiscal Year 23-24	2023-2024	Quarter 1	Quarter 2	Quarter 3	Quarter 4
P&S - FNP Received	1,385	485	420	480	
P&S - FNP Issued	1,284	474	400	410	
P&S - FNP Renewed	3,981	1,232	1,287	1,462	
Podiatric FNP Received	22	7	6	9	
Podiatric FNP Issued	21	8	5	8	
Podiatric FNP Renewed	68	21	23	24	

FICTITIOUS NAME PERMIT Fiscal Year 22-23	2022-2023	Quarter 1	Quarter 2	Quarter 3	Quarter 4
P&S - FNP Received	1,821	454	468	434	465
P&S - FNP Issued	1,732	492	401	427	412
P&S - FNP Renewed	5,414	1,370	1,019	1,575	1,450
Podiatric FNP Received	32	8	7	7	10
Podiatric FNP Issued	29	6	7	6	10
Podiatric FNP Renewed	100	30	28	22	20

**WORKLOAD REPORT
as of March 31, 2024**

POLYSOMNOGRAPHY Fiscal Year 23-24	2023- 2024	Quarter 1	Quarter 2	Quarter 3	Quarter 4
Trainee Applications Received	43	9	12	22	
Trainee Registrations Issued	38	13	10	15	
Trainee Registrations Renewed	11	5	4	2	
Technician Applications Received	18	2	8	8	
Technician Registrations Issued	14	4	7	3	
Technician Registrations Renewed	39	15	6	18	
Technologist Applications Received	31	9	12	10	
Technologist Registrations Issued	28	9	12	7	
Technologist Registrations Renewed	128	56	43	29	

POLYSOMNOGRAPHY Fiscal Year 22-23	2022- 2023	Quarter 1	Quarter 2	Quarter 3	Quarter 4
Trainee Applications Received	43	5	6	7	25
Trainee Registrations Issued	43	10	3	3	27
Trainee Registrations Renewed	15	1	5	3	6
Technician Applications Received	21	4	2	9	6
Technician Registrations Issued	21	5	2	9	5
Technician Registrations Renewed	63	18	12	13	20
Technologist Applications Received	47	14	10	14	9
Technologist Registrations Issued	48	13	10	10	15
Technologist Registrations Renewed	388	117	107	85	79

RESEARCH PSYCHOANALYST Fiscal Year 23-24	2023- 2024	Quarter 1	Quarter 2	Quarter 3	Quarter 4
RP Applications Received	3	1	2	0	
RP Licenses Issued	4	1	3	0	
RP Licenses Renewed	61	0	38	23	

RESEARCH PSYCHOANALYST Fiscal Year 22-23	2022- 2023	Quarter 1	Quarter 2	Quarter 3	Quarter 4
RP Applications Received	7	3	0	4	0
RP Licenses Issued	5	1	1	0	3
RP Licenses Renewed	16	5	2	3	6

**WORKLOAD REPORT
as of March 31, 2024**

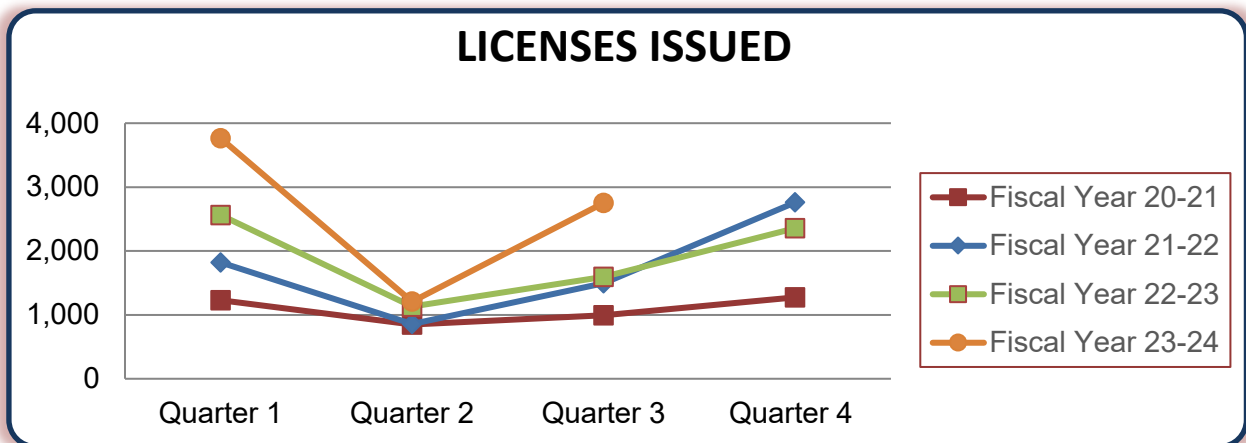
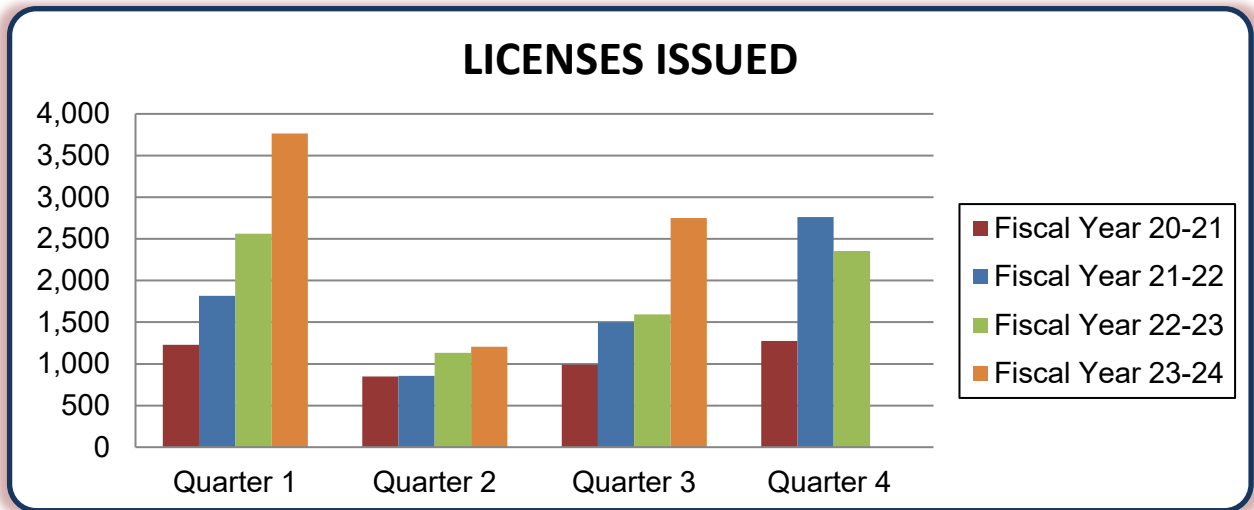
SPECIAL PROGRAMS Fiscal Year 23-24	2023-2024	Quarter 1	Quarter2	Quarter 3	Quarter 4
2111 Applications Received	17	6	2	9	
2111 Applications Reviewed	19	5	4	10	
2111 Permits Issued	18	5	4	9	
2111 Permits Renewed	12	5	4	3	
2112 Applications Received	0	0	0	0	
2112 Applications Reviewed	0	0	0	0	
2112 Permits Issued	0	0	0	0	
2112 Permits Renewed	0	0	0	0	
2113 Applications Received	29	6	11	12	
2113 Applications Reviewed	33	9	4	20	
2113 Permits Issued	29	16	2	11	
2113 Permits Renewed	27	9	8	10	
2168 Applications Received	2	0	2	0	
2168 Applications Reviewed	2	0	2	0	
2168 Permits Issued	1	0	0	1	
2168 Permits Renewed	6	4	2	0	

SPECIAL PROGRAMS Fiscal Year 22-23	2022-2023	Quarter 1	Quarter2	Quarter 3	Quarter 4
2111 Applications Received	24	10	5	6	3
2111 Applications Reviewed	23	9	7	3	4
2111 Permits Issued	25	9	8	4	4
2111 Permits Renewed	44	12	10	10	12
2112 Applications Received	0	0	0	0	0
2112 Applications Reviewed	0	0	0	0	0
2112 Permits Issued	0	0	0	0	0
2112 Permits Renewed	0	0	0	0	0
2113 Applications Received	33	7	9	12	5
2113 Applications Reviewed	30	5	7	13	5
2113 Permits Issued	33	13	7	4	9
2113 Permits Renewed	56	15	8	13	20
2168 Applications Received	1	1	0	0	0
2168 Applications Reviewed	2	1	1	0	0
2168 Permits Issued	3	0	0	3	0
2168 Permits Renewed	13	8	2	2	1

- 2111 - Visiting Fellow (doesn't satisfy postgraduate training required for licensure)
- 2112 - Hospital Fellowship Program Non-Citizen (doesn't satisfy postgraduate training required for licensure)
- 2113 - Medical School Faculty Member (may satisfy postgraduate training required for licensure)
- 2168 - Special Faculty Permit (academically eminent; unrestricted practice within sponsoring medical school - not eligible for licensure)

**Physician's and Surgeon's Licenses Issued*
Four Fiscal Year History**

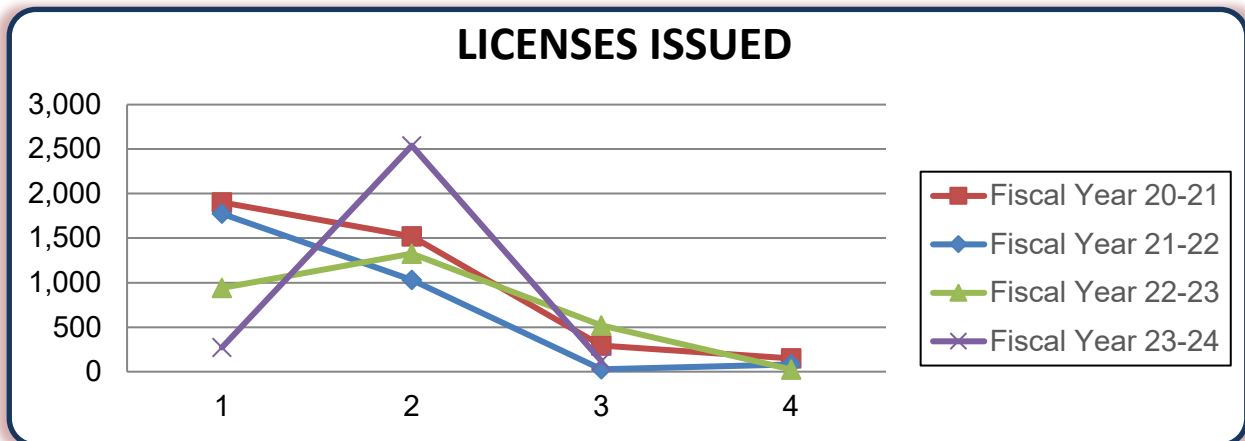
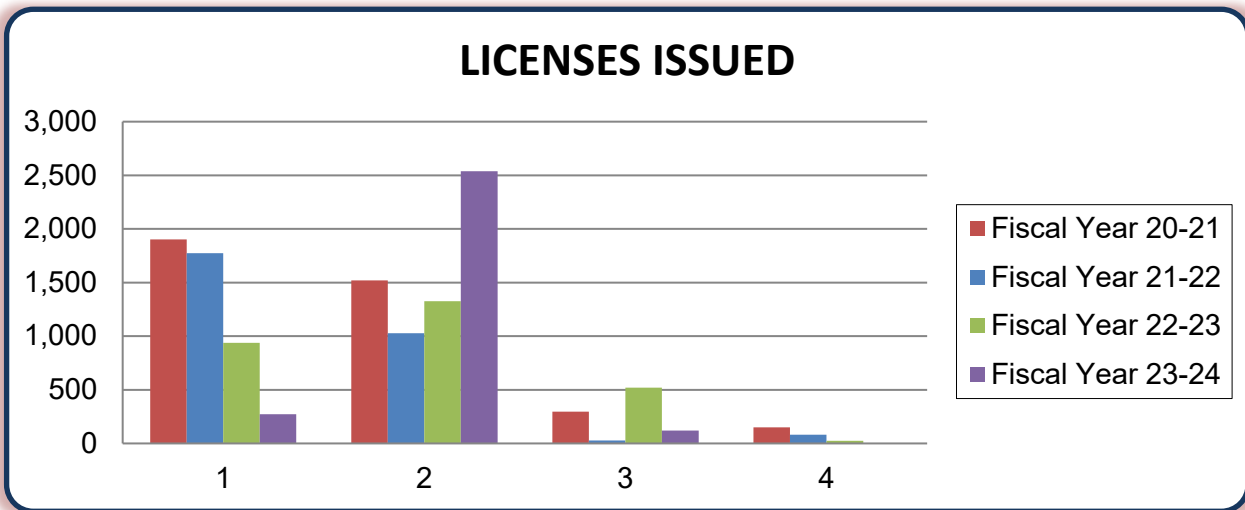
Fiscal Year	Quarter 1	Quarter 2	Quarter 3	Quarter 4	TOTAL
Fiscal Year 23-24	3,763	1,207	2,750		7,720
Fiscal Year 22-23	2,561	1,131	1,593	2,354	7,639
Fiscal Year 21-22	1,818	857	1,497	2,760	6,932
Fiscal Year 20-21	1,229	849	992	1,274	4,344



*Data provided pertains to Physician's and Surgeon's licenses only and does not include data pertaining to Postgraduate Training Licenses.

**Postgraduate Training Licenses Issued*
Fiscal Year History**

Fiscal Year	Quarter 1	Quarter 2	Quarter 3	Quarter 4	TOTAL
Fiscal Year 23-24	273	2,539	119		2,931
Fiscal Year 22-23	939	1,326	520	25	2,810
Fiscal Year 21-22	1,774	1,029	27	81	2,911
Fiscal Year 20-21	1,902	1,519	295	149	3,865

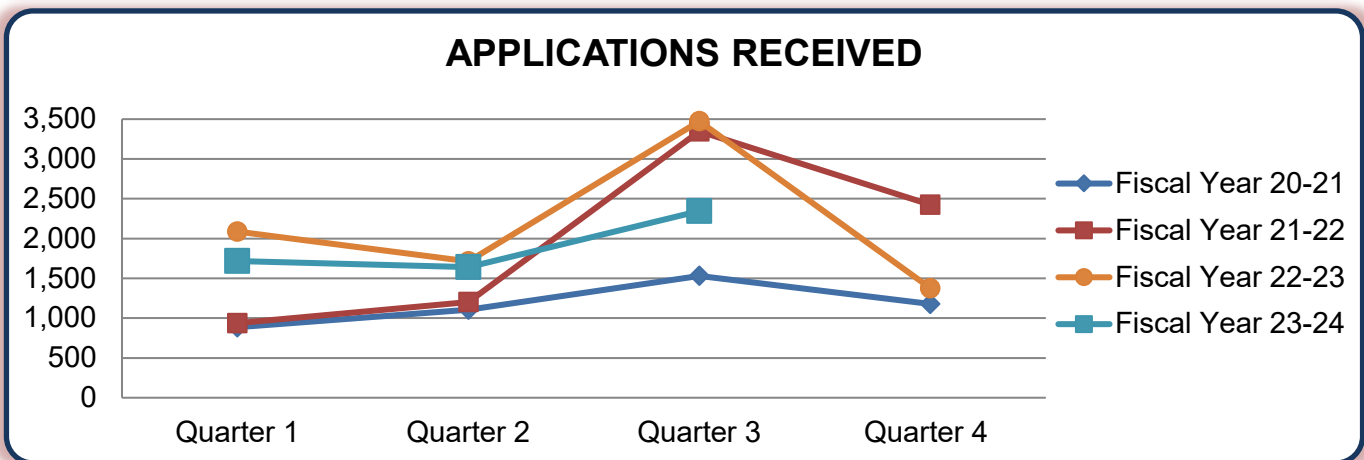
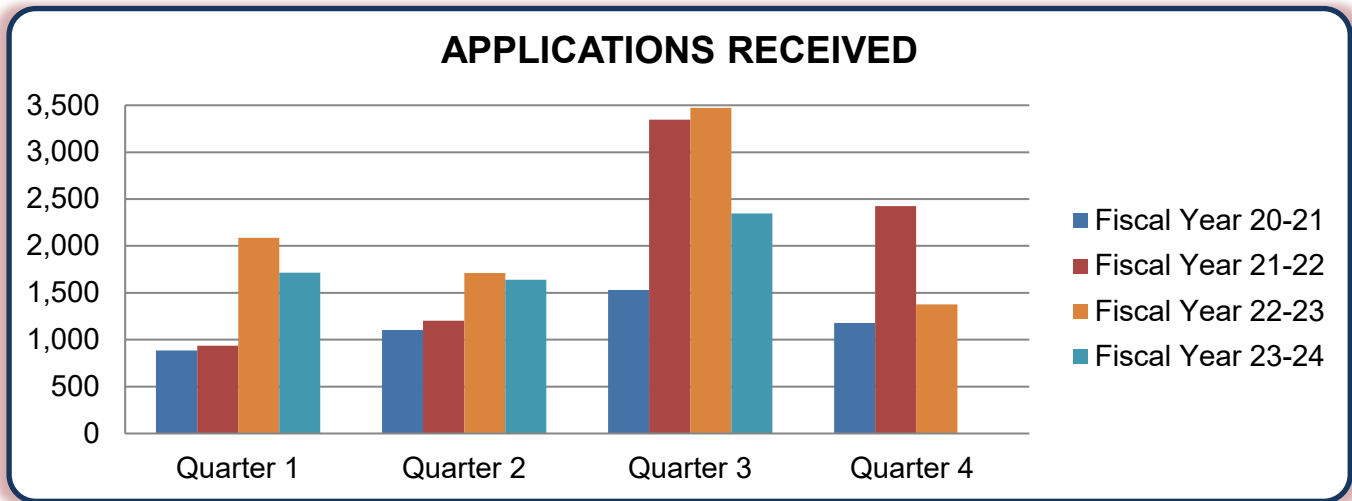


*Data provided pertains to Postgraduate Training Licenses only and does not include data pertaining to Physician's and Surgeon's Licenses.

**Physician's and Surgeon's Applications Received*
Four Fiscal Year History**

Fiscal Year	Quarter 1	Quarter 2	Quarter 3	Quarter 4	TOTAL
Fiscal Year 23-24	1,715	1,641	2,346		5,702
Fiscal Year 22-23	2,088	1,711	3,473	1,377	8,649
Fiscal Year 21-22	937	1,202	3,347	2,424	7,910
Fiscal Year 20-21	886	1,105	1,530	1,178	4,699

Applications Received data for the current quarter does not include applications received with monies that have not been deposited, as this process may take several weeks.

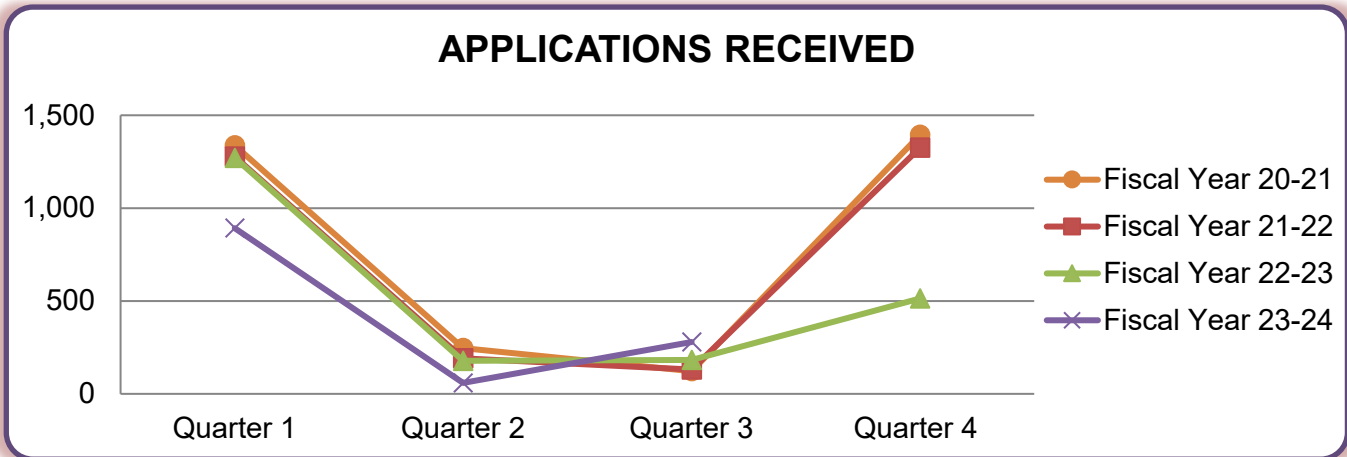
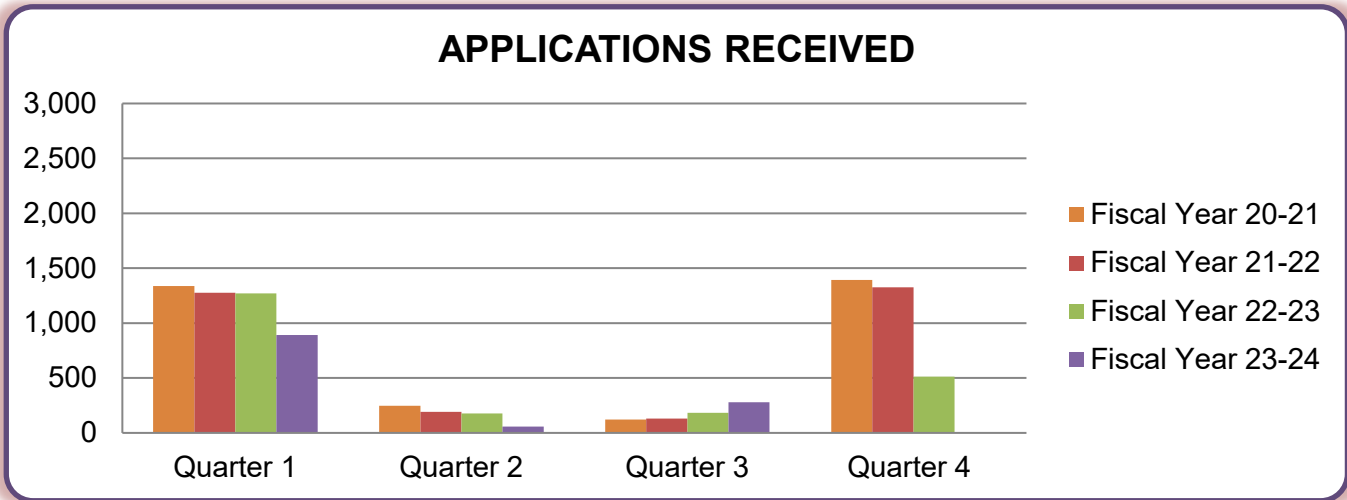


*Data provided pertains to initial Physician's and Surgeon's license applications and Transition from a PTL to a P&S License applications only and does not include data pertaining to Postgraduate Training Licenses.

Postgraduate Training License Applications Received* Fiscal Year History

Fiscal Year	Quarter 1	Quarter 2	Quarter 3	Quarter 4	TOTAL
Fiscal Year 23-24	892	59	279		1,230
Fiscal Year 22-23	1,271	178	183	513	2,145
Fiscal Year 21-22	1,277	191	131	1,325	2,924
Fiscal Year 20-21	1,337	246	122	1,394	3,099

*Applications Received data for the current quarter does not include applications received with monies that have not been deposited, as this process may take several weeks.



*Data provided pertains to Postgraduate Training Licenses only and does not include data pertaining to Physician's and Surgeon's applications.