

MEDICAL BOARD STAFF REPORT

DATE REPORT ISSUED: July 27, 2021
ATTENTION: Members, Medical Board of California
SUBJECT: Licensing Program Summary
STAFF CONTACT: Marina O'Connor, Chief of Licensing

REQUESTED ACTION:

This report is intended to provide the Members with an update on the Licensing Program at the Medical Board of California (Board).

PROGRAM UPDATE:

The Board received a high volume of Postgraduate Training License (PTL) applications in the 4th quarter of Fiscal Year (FY) 2020-21 compared to the 3rd quarter but has been able to keep the processing time from application receipt to the initial review around 30 days for both PTL applications and Physician's and Surgeon's (P&S) License applications.

The Board was able to prioritize P&S License applications for residents completing training on June 30, 2021, in order to avoid a potential delay in licensure. Once all required documents were received, the Board was able to transition a PTL to a P&S license in three business days, on average. In order to streamline application processing and reduce any potential delay in a physician's ability to practice, the Board began accepting training verification forms up to 30 days prior to program completion for residents completing 36 months of training, rather than requiring the training verification form to be submitted after training is completed.

In addition, the Board received a high volume of Postgraduate Training Status Update/Change forms and enrollment forms for PTL holders who changed programs or specialties in California and required either an update to their PTL program information or an extension to their PTL expiration date. The Licensing Program also prioritized these requests to prevent any delay in training and to ensure the PTL information was up to date. This is a new workload for the Licensing Program that resulted from the January 1, 2020, law change. The Licensing Program is currently evaluating its current processes for issuing PTLs and updating PTL information to identify areas of improvement that may further streamline and simplify the process going forward.

The Board held an Interim Board meeting on June 24, 2021, to discuss and vote on the Board's interpretation of the postgraduate training requirements for a P&S license. Due to residents taking leave during training, they were often not able to meet the required 36 months of training or the 24 consecutive months required in the same program to qualify for a P&S license. The Board voted to accept the months of credit granted by the program director as indicated on the training verification form, rather than calculating the exact number of months of clinical training completed with any

leave taken from the program. This interpretation allows applicants who took approved leave from their residency program to still qualify for a P&S license based on the credit granted by the program director.

The Licensing Program is nearly finished mapping its current business processes in collaboration with the Department of Consumer Affairs' Organization Improvement Office as part of its effort to identify process efficiencies. Next, the Licensing Program will map its "could-be" processes to begin reducing its reliance on paper documents.

MEXICO PILOT PROGRAM (MPP)

The Board issued the first MPP physician license on June 15, 2021, at the request of the licensee. Of the 25 MPP applicants, one has been issued a license, three have pending application deficiencies, and 21 have met all licensure requirements, but have requested that the Board wait to issue the license until they are ready to submit their visa application.

The Board, in collaboration with the University of California (UC), Davis, Center for Reducing Health Disparities, held the first kick-off meeting for the program evaluation being conducted by UC Davis, which included representatives from all four participating community health centers.

WEBMASTER

The Licensing Program received 4,214 emails and responded to 4,157 via the Licensing Webmaster last quarter regarding topics such as application status checks, DCA waiver criteria, license renewal, and pocket cards.

COVID-19 WAIVER UPDATE

Pursuant to the Governor's [Executive Order N-39-20](#) issued March 30, 2020, during the COVID-19 State of Emergency, the DCA director may waive any statutory or regulatory requirements with respect to a professional license issued pursuant to Division 2 (Healing Arts boards) of the Business and Professions Code. In addition, pursuant to [Executive Order N-40-20](#), the DCA director may waive any statutory or regulatory requirements with respect to continuing education for licenses issued pursuant to Division 3 of the Business and Professions Code.

Since the last Board meeting, the director has issued additional waivers that extend deadlines for P&S and PTL applicants and licensees.

DCA Waiver DCA-21-168 Order Extending Postgraduate Training License Deadline

[DCA Waiver DCA-21-168](#) extends the deadline to August 31, 2021, for all individuals who were initially enrolled in an approved postgraduate training program in California between June 1, 2020, and July 31, 2020, and who are required to obtain a postgraduate training license from the Medical Board of California within 180 days of

their enrollment to practice medicine pursuant to Business and Professions Code section 2064.5, subdivisions (a) and (e).

This temporary waiver does not relieve such individual from complying with any and all other requirements necessary to be considered for a postgraduate training license, including completing and submitting the required application forms and supporting documents to the governing licensing agency.

This temporary waiver does not extend the time an individual is permitted to practice medicine in an approved postgraduate training program without a physician and surgeon's license beyond the 39-month licensing exemption period authorized under Business and Professions Code sections 2064.5, subdivision (b) and 2065, subdivision (d).

DCA Waiver DCA-21-167 Order Extending Postgraduate Training License Deadline

[DCA Waiver DCA-21-167](#) extends the deadline to August 31, 2021, for all individuals who were enrolled in an approved postgraduate training program in California on January 1, 2020, and who were required to obtain a PTL by June 30, 2020, to practice medicine pursuant to [Business and Professions Code \(BPC\) section 2064.5, subdivisions \(e\) and \(f\)](#).

This temporary waiver does not relieve such individual from complying with any and all other requirements necessary to be considered for a postgraduate training license, including completing and submitting the required application forms and supporting documents to the governing licensing agency.

This temporary waiver does not extend the time an individual is permitted to practice medicine in an approved postgraduate training program without a physician's and surgeon's license beyond the 39-month licensing exemption period authorized under Business and Professions Code sections 2064.5, subdivision (b) and 2065, subdivision (d).

DCA Waiver DCA-21-175 Order Extending Temporary Waiver of Continuing Medical Education (CME) Requirements

[DCA Waiver DCA-21-175](#) extends the deferral of the CME requirement for physicians and surgeons and licensed midwives with a license that expires between March 31, 2020, and September 30, 2021, for a six-month period.

Licensees eligible under this waiver must complete their CME no later than January 26, 2022. This temporary waiver does not apply to any CME, training, or examination required pursuant to a disciplinary order against a license. In order to receive the CME waiver at the time of renewal, licensees must submit a complete renewal application and pay the required fees. There are no additional steps.

DIRECT ONLINE CERTIFICATION SUBMISSION (DOCS) PORTAL

The Program has registered 928 users across 163 registered medical schools and 1,447 postgraduate training programs for the DOCS portal. These registered users have uploaded over 15,318 documents to DOCS. In May 2021, the Board began only accepting documents through DOCS for applicants who have an open application with the Board. This change eliminated the process of retaining unmatched documentation for applications that had not yet been submitted to the Board. Currently, all documentation submitted to DOCS must match to an open application, which helps the Board streamline its application review process. In June 2021, the Board received a high volume of training verification documents through DOCS from applicants who completed a preliminary/interim year of training or who completed 36-months of training and were eligible for a full and unrestricted medical license. DOCS continues to be a vital instrument to the Board particularly, during the Board's peak application season in June and July.

CONSUMER INFORMATION UNIT

In Quarter 4 of FY 2020-2021, the Consumer Information Unit (CIU) received 18,062 calls, with an average wait time of 13:24 minutes. Two (2) of the topics most responded to in CIU during this quarter were complaint questions and physician and surgeon application questions, including a high volume of calls received regarding application status checks and renewal questions. Board staff from various units continue to assist CIU when call volumes are high to help minimize wait times.

OUTREACH

As part of the Board's website redesign that launched mid-July, the Licensing Program reviewed and updated all of the licensing information on the Board's website and worked with the Board's web team on developing a more user-friendly interface for applicants and licensees.

While in-person outreach events are still on hold due to COVID-19, the Board participated in a couple of outreach events via videoconference with residents.

Dates	Locations	Residents in Attendance
6/2/2021	California University of Science and Medicine, Colton, California - Via videoconference	<i>N/A - Video conference was recorded for students to watch later.</i>
7/14/2021	Sutter Health Family Medical Residency Program – Via videoconference	7

WORKLOAD REPORT
as of June 30, 2021

CONSUMER INFORMATION UNIT Fiscal Year 20-21	2020-2021	Quarter 1	Quarter 2	Quarter 3	Quarter 4
Total Calls Answered	59,030	16,094	12,942	14,370	15,624
*Calls Requesting Call Back	16,098	5,480	3,962	3,896	2,760
Calls Abandoned	14,101	4,563	3,537	3,359	2,642

CONSUMER INFORMATION UNIT Fiscal Year 19-20	2019-2020	Quarter 1	Quarter 2	Quarter 3	Quarter 4
Total Calls Answered	62,131	16,208	14,276	16,232	15,415
*Calls Requesting Call Back	12,095	3,400	1,842	2,856	3,997
Calls Abandoned	11,865	3,501	2,199	2,850	3,315

*Calls Requesting Call Back is a subset of Total Calls Answered

PHYSICIAN & SURGEON DATA Fiscal Year 20-21	2020-2021	Quarter 1	Quarter 2	Quarter 3	Quarter 4
P&S Initial License Apps Received	4,409	886	1,098	1,456	969
P&S Transition Apps Received	290	0	7	74	209
*Total P&S Applications Received	4,699	886	1,105	1,530	1,178
Initial Reviews Completed	4,938	866	1,145	1,631	1,296
Licenses Issued	4,341	1,227	848	992	1,274
Renewals Issued	70,802	17,121	17,098	17,223	19,360

PHYSICIAN & SURGEON DATA Fiscal Year 19-20	2019-2020	Quarter 1	Quarter 2	Quarter 3	Quarter 4
*Applications Received	5,629	1,756	1,293	1,556	1,024
Initial Reviews Completed	5,524	1,813	1,355	1,472	884
Licenses Issued	6,072	2,491	1,790	968	823
Renewals Issued	71,024	17,632	15,906	20,762	16,724

POSTGRADUATE TRAINING LICENSE DATA Fiscal Year 20-21	2020-2021	Quarter 1	Quarter 2	Quarter 3	Quarter 4
*Applications Received	3,099	1,337	246	122	1,394
Initial Reviews Completed	3,467	1,634	905	68	860
Licenses Issued	3,865	1,902	1,519	295	149

POSTGRADUATE TRAINING LICENSE DATA Fiscal Year 19-20	2019-2020	Quarter 1	Quarter 2	Quarter 3	Quarter 4
*Applications Received	4,122	N/A	N/A	2,285	1,837
Initial Reviews Completed	3,126	N/A	N/A	1,224	1,902
Licenses Issued	1,925	N/A	N/A	487	1,438

*Applications Received does not include applications received with monies that have not been

**WORKLOAD REPORT
as of June 30, 2021**

CATEGORIES OF APPLICATIONS REFERRED TO SENIOR REVIEW 2* Fiscal Year 20-21	2020-2021	Quarter 1	Quarter 2	Quarter 3	Quarter 4
Alcohol/Drugs	10	6	3	1	0
PG/Medical Knowledge	49	15	16	12	6
Convictions	24	9	9	5	1
Other	54	25	17	10	2

CATEGORIES OF APPLICATIONS REFERRED TO SENIOR REVIEW 2* Fiscal Year 19-20	2019-2020	Quarter 1	Quarter 2	Quarter 3	Quarter 4
Alcohol/Drugs	21	5	6	4	6
PG/Medical Knowledge	99	24	40	17	18
Convictions	16	3	5	3	5
Other	77	13	27	21	16

*One application may be counted in more than one category.

LICENSED MIDWIVES Fiscal Year 20-21	2020-2021	Quarter 1	Quarter 2	Quarter 3	Quarter 4
Applications Received	44	14	7	10	13
Licenses Issued	36	5	8	8	15
Licenses Renewed	225	60	39	70	56

LICENSED MIDWIVES Fiscal Year 19-20	2019-2020	Quarter 1	Quarter 2	Quarter 3	Quarter 4
Applications Received	32	9	12	8	3
Licenses Issued	35	11	9	11	4
Licenses Renewed	201	38	64	46	53

FICTITIOUS NAME PERMIT Fiscal Year 20-21	2020-2021	Quarter 1	Quarter 2	Quarter 3	Quarter 4
P&S - FNP Received	1,583	402	395	371	415
P&S - FNP Issued	1,418	304	335	389	390
P&S - FNP Renewed	5,415	1,359	1,140	1,432	1,484
Podiatric FNP Received	34	14	7	8	5
Podiatric FNP Issued	30	11	6	6	7
Podiatric FNP Renewed	132	39	33	32	28

FICTITIOUS NAME PERMIT Fiscal Year 19-20	2019-2020	Quarter 1	Quarter 2	Quarter 3	Quarter 4
P&S - FNP Received	1,398	359	388	323	328
P&S - FNP Issued	1,255	265	306	408	276
P&S - FNP Renewed	5,409	1,245	1,278	1,513	1,373
Podiatric FNP Received	38	10	12	7	9
Podiatric FNP Issued	31	3	9	12	7
Podiatric FNP Renewed	135	25	36	44	30

WORKLOAD REPORT
as of June 30, 2021

POLYSOMNOGRAPHY Fiscal Year 20-21	2020-2021	Quarter 1	Quarter 2	Quarter 3	Quarter 4
Trainee Applications Received	9	0	0	2	7
Trainee Registrations Issued	5	0	0	1	4
Trainee Registrations Renewed	21	3	4	8	6
Technician Applications Received	16	5	8	1	2
Technician Registrations Issued	15	4	1	5	5
Technician Registrations Renewed	62	10	22	9	21
Technologist Applications Received	20	9	2	7	2
Technologist Registrations Issued	20	6	4	5	5
Technologist Registrations Renewed	417	119	130	82	86

POLYSOMNOGRAPHY Fiscal Year 19-20	2019-2020	Quarter 1	Quarter 2	Quarter 3	Quarter 4
Trainee Applications Received	14	7	4	3	0
Trainee Registrations Issued	14	7	2	4	1
Trainee Registrations Renewed	14	5	4	4	1
Technician Applications Received	35	11	5	14	5
Technician Registrations Issued	30	7	6	10	7
Technician Registrations Renewed	37	12	13	7	5
Technologist Applications Received	39	10	11	14	4
Technologist Registrations Issued	35	10	8	13	4
Technologist Registrations Renewed	169	67	42	37	23

RESEARCH PSYCHOANALYST Fiscal Year 20-21	2020-2021	Quarter 1	Quarter 2	Quarter 3	Quarter 4
RP Applications Received	9	0	2	2	5
RP Licenses Issued	4	0	2	0	2
RP Licenses Renewed	15	6	6	3	0

RESEARCH PSYCHOANALYST Fiscal Year 19-20	2019-2020	Quarter 1	Quarter 2	Quarter 3	Quarter 4
RP Applications Received	5	2	1	2	0
RP Licenses Issued	4	1	1	1	1
RP Licenses Renewed	69	1	2	60	6

WORKLOAD REPORT
as of June 30, 2021

SPECIAL PROGRAMS Fiscal Year 20-21	2020-2021	Quarter 1	Quarter2	Quarter 3	Quarter 4
2111 Applications Received	13	8	0	1	4
2111 Applications Reviewed	12	3	5	0	4
2111 Permits Issued	13	3	6	1	3
2111 Permits Renewed	52	10	8	19	15
2112 Applications Received	1	0	0	0	1
2112 Applications Reviewed	1	0	0	0	1
2112 Permits Issued	1	1	0	0	0
2112 Permits Renewed	1	0	0	0	1
2113 Applications Received	18	3	3	5	7
2113 Applications Reviewed	17	4	2	4	7
2113 Permits Issued	16	5	3	3	5
2113 Permits Renewed	52	7	15	18	12
2168 Applications Received	1	1	0	0	0
2168 Applications Reviewed	1	1	0	0	0
2168 Permits Issued	4	3	0	1	0
2168 Permits Renewed	13	6	4	1	2

SPECIAL PROGRAMS Fiscal Year 19-20	2019-2020	Quarter 1	Quarter2	Quarter 3	Quarter 4
2111 Applications Received	19	14	0	2	3
2111 Applications Reviewed	20	12	3	2	3
2111 Permits Issued	19	11	5	2	1
2111 Permits Renewed	49	10	11	17	11
2112 Applications Received	2	0	1	0	1
2112 Applications Reviewed	2	0	0	1	1
2112 Permits Issued	0	0	0	0	0
2112 Permits Renewed	0	0	0	0	0
2113 Applications Received	34	9	8	7	10
2113 Applications Reviewed	34	10	4	11	9
2113 Permits Issued	32	13	5	9	5
2113 Permits Renewed	44	7	11	12	14
2168 Applications Received	4	0	1	2	1
2168 Applications Reviewed	5	1	1	1	2
2168 Permits Issued	3	1	1	0	1
2168 Permits Renewed	7	3	1	1	2

2111 - Visiting Fellow (doesn't satisfy postgraduate training required for licensure)

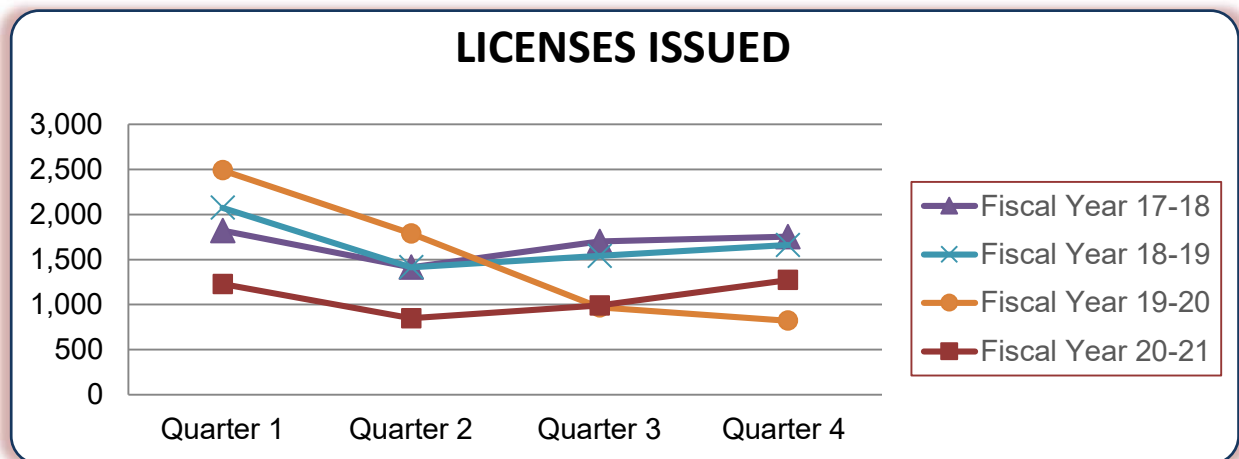
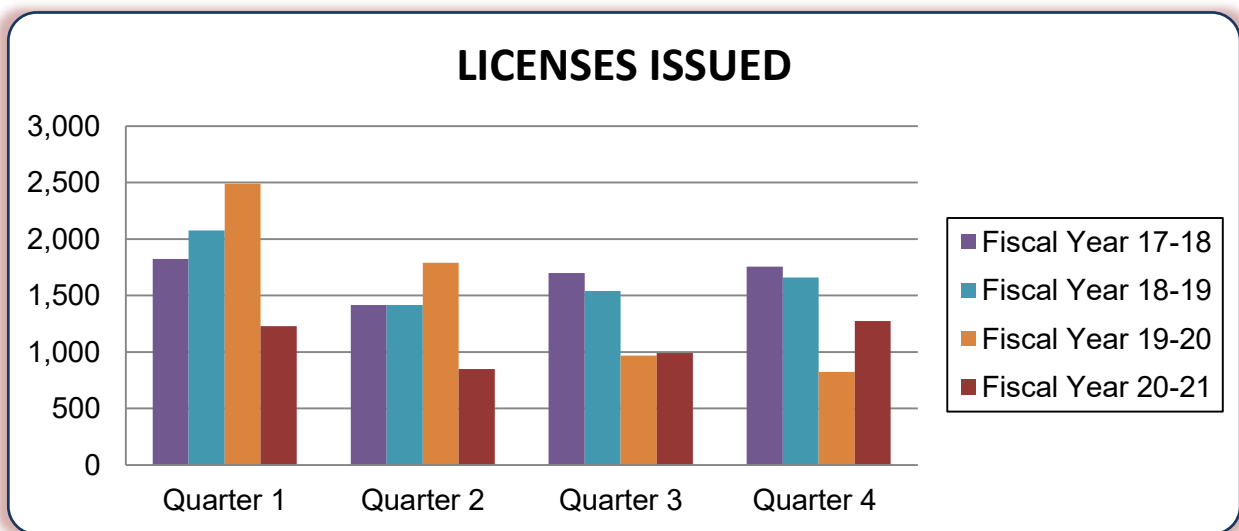
2112 - Hospital Fellowship Program Non-Citizen (doesn't satisfy postgraduate training required for licensure)

2113 - Medical School Faculty Member (may satisfy postgraduate training required for licensure)

2168 - Special Faculty Permit (academically eminent; unrestricted practice within sponsoring medical school - not eligible for licensure)

**Physician's and Surgeon's Licenses Issued*
Four Fiscal Year History**

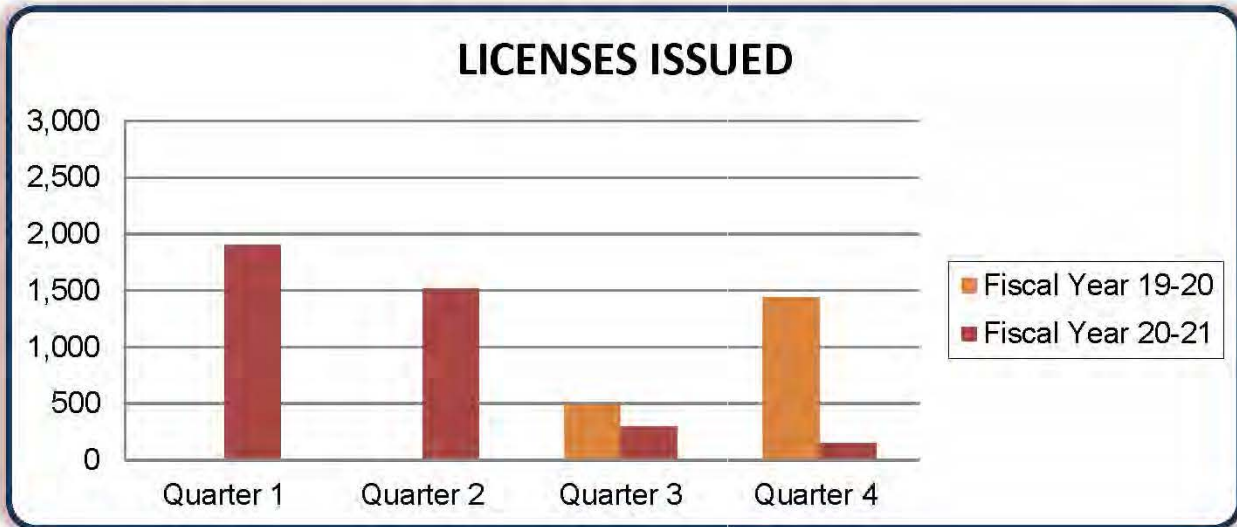
Fiscal Year	Quarter 1	Quarter 2	Quarter 3	Quarter 4	TOTAL
Fiscal Year 20-21	1,229	849	992	1,274	4,344
Fiscal Year 19-20	2,491	1,790	968	823	6,072
Fiscal Year 18-19	2,076	1,416	1,541	1,661	6,694
Fiscal Year 17-18	1,823	1,416	1,700	1,755	6,694



*Data provided pertains to Physician's and Surgeon's licenses only and does not include data pertaining to Postgraduate Training Licenses.

Postgraduate Training Licenses Issued*
Fiscal Year History

Fiscal Year	Quarter 1	Quarter 2	Quarter 3	Quarter 4	TOTAL
Fiscal Year 20-21	1,902	1,519	295	149	3,865
Fiscal Year 19-20	0	0	487	1,438	1,925

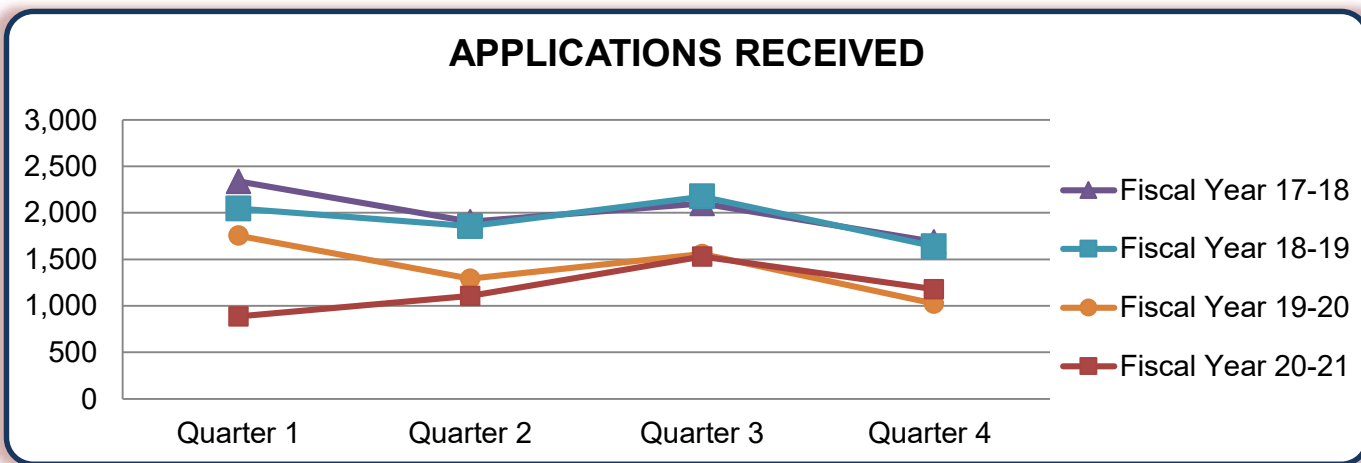
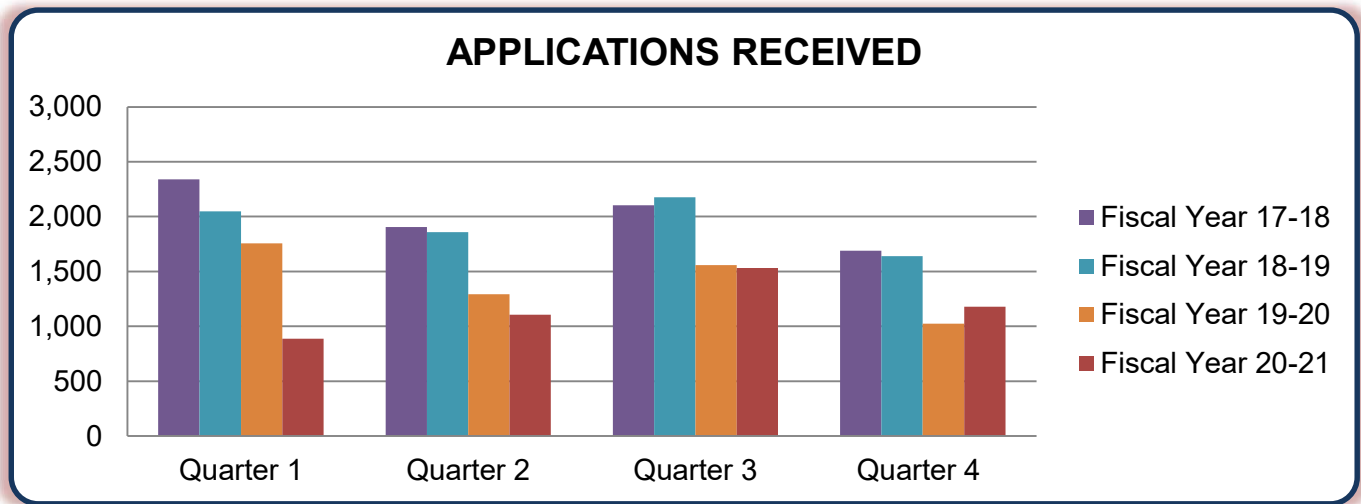


*Data provided pertains to Postgraduate Training Licenses only and does not include data pertaining to Physician's and Surgeon's Licenses.

**Physician's and Surgeon's Applications Received*
Four Fiscal Year History**

Fiscal Year	Quarter 1	Quarter 2	Quarter 3	Quarter 4	TOTAL
Fiscal Year 20-21	886	1,105	1,530	1,178	4,699
Fiscal Year 19-20	1,756	1,293	1,556	1,024	5,629
Fiscal Year 18-19	2,047	1,857	2,176	1,640	7,720
Fiscal Year 17-18	2,338	1,904	2,101	1,688	8,031

Applications Received data for the current quarter does not include applications received with monies that have not been deposited as this process may take several weeks.

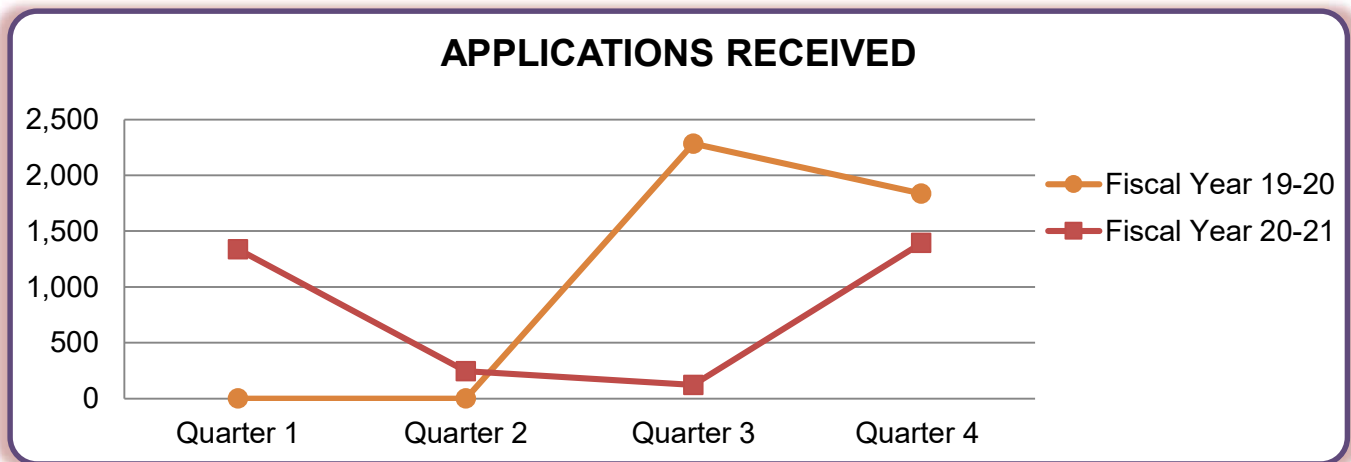
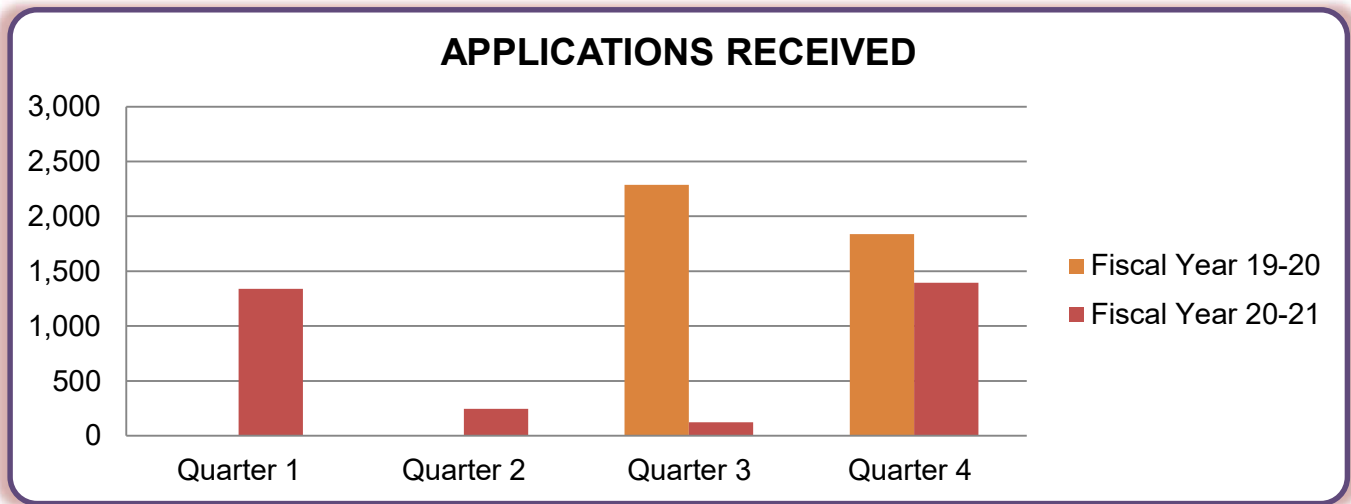


*Data provided pertains to initial Physician's and Surgeon's license applications and Transition from a PTL to a P&S License applications only and does not include data pertaining to Postgraduate Training Licenses.

Postgraduate Training License Applications Received* Fiscal Year History

Fiscal Year	Quarter 1	Quarter 2	Quarter 3	Quarter 4	TOTAL
Fiscal Year 20-21	1,337	246	122	1,394	3,099
Fiscal Year 19-20	N/A	N/A	2,285	1,837	4,122

*Applications Received data for the current quarter does not include applications received with monies that have not been deposited as this process may take several weeks.



*Data provided pertains to Postgraduate Training Licenses only and does not include data pertaining to Physician's and Surgeon's applications.