

DATE REPORT ISSUED: July 24, 2022
ATTENTION: Members, Medical Board of California
SUBJECT: Licensing Program Summary
STAFF CONTACT: Marina O'Connor, Chief of Licensing

REQUESTED ACTION:

This report is intended to provide the Members with an update on the Licensing Program at the Medical Board of California (Board).

PROGRAM UPDATE:

Due to the change to licensure requirements effective January 1, 2022, the Licensing Program continues to receive a high volume of initial license applications, which has increased the processing time for an initial license application review for a Postgraduate Training License (PTL), Transition License, and a Physician's and Surgeon's (P&S) License. The Board received 7,910 Physician's and Surgeon's License applications (includes Transition applications) in Fiscal Year (FY) 2021-22, which is 68% more applications than the previous fiscal year. As a result of the increased volume, the Board issued 84% more Physician's and Surgeon's Licenses in quarter four of Fiscal Year 2021-22 than the previous quarter and 117% more than the number of licenses issued in the same quarter last year. Due to the anticipated increased volume and workload resulting from the passage of Senate Bill 806, the Board requested and was authorized for several new positions starting July 1, 2022 and is currently in the recruitment process to fill these positions.

The Licensing Program continues to make progress towards a paperless process. Recently, Licensing has discontinued mailing deficiency letters and only sends letters by email, which saves the Board on the cost of postage, supplies, and staff resources. The Board also no longer requires a photo to be provided with an initial license application, as the Board does not validate photos, which are one of the most common deficiencies on an initial license application, resulting in a high volume of emailed and mailed photos to the Board. Elimination of the photo requirement will help reduce the application processing times without reducing consumer safety.

MEXICO PILOT PROGRAM (MPP)

As of July 24, 2022, the Board has issued 18 MPP physician licenses. Of the 18 licensed, ten are practicing at their designated clinic and the remainder are in the process of obtaining visa approval or going through the credentialing process. Currently, five applicants qualify for licensure but have requested the Board to delay the issuance of their license until they are ready to submit their visa applications.

The Board approved a fifth community health center to participate in the program, as one of the previously approved centers withdrew from the program. The four participating clinics have recruited seven additional physicians to participate in the program, all of which are currently participating in the required six-month orientation while applying for their license with the Board.

WEBMASTER

The Licensing Program received 5,672 emails and responded to 5,813 via the Licensing Webmaster in Quarter 4 of the current fiscal year regarding topics such as application status checks, PTL expiration date extensions, and license renewals. The number of emails received in Quarter 4 increased 14% from Quarter 3 of the current fiscal year.

CONSUMER INFORMATION UNIT

In Quarter 4 of FY 2021-2022, the Consumer Information Unit (CIU) received 19,709 calls, with an average wait time of 16:19 minutes. Five of the topics most responded to in CIU during this quarter were physician and surgeon application questions, complaint questions, application status check, pocket licenses, and renewal questions. The Licensing Program is still in the process of recruiting for a Supervising Program Technician II. The Licensing Program and other Board units continue to assist CIU to help minimize wait times.

OUTREACH

The Licensing Program has completed seven outreach presentations in June and July and have four more scheduled through September, in addition to three one-on-one Q&A sessions with postgraduate training programs. The presentations included license requirement changes and the application process and were provided to the following groups: Kaiser San Bernardino, Kaiser San Diego Family Medicine program, Loma Linda University, Kaiser San Diego Emergency Medicine program, Kaiser Northern California, San Mateo County Behavioral Health and Recovery Services, University of California, Irvine, and the University of Southern California and Los Angeles County Medical Center. Due to COVID safety measures and to reduce travel expenses, most of the outreach presentations have been conducted virtually.

**WORKLOAD REPORT
as of June 30, 2022**

CONSUMER INFORMATION UNIT Fiscal Year 21-22	2021- 2022	Quarter 1	Quarter 2	Quarter 3	Quarter 4
Total Calls Answered	58,124	14,297	13,856	14,593	15,378
*Calls Requesting Call Back	17,923	4,450	3,236	4,874	5,363
Calls Abandoned	15,520	4,138	2,804	4,247	4,331

CONSUMER INFORMATION UNIT Fiscal Year 20-21	2020- 2021	Quarter 1	Quarter 2	Quarter 3	Quarter 4
Total Calls Answered	59,030	16,094	12,942	14,370	15,624
*Calls Requesting Call Back	16,098	5,480	3,962	3,896	2,760
Calls Abandoned	14,101	4,563	3,537	3,359	2,642

*Calls Requesting Call Back is a subset of Total Calls Answered

PHYSICIAN & SURGEON DATA Fiscal Year 21-22	2021- 2022	Quarter 1	Quarter 2	Quarter 3	Quarter 4
P&S Initial License Apps Received	4,685	854	1,113	1,603	1,115
P&S Transition Apps Received	3,225	83	89	1,744	1,309
*Total P&S Applications Received	7,910	937	1,202	3,347	2,424
Initial Reviews Completed	7,004	1,029	1,122	2,346	2,507
Licenses Issued	6,932	1,818	857	1,497	2,760
Renewals Issued	70,742	18,166	18,195	19,326	15,055

PHYSICIAN & SURGEON DATA Fiscal Year 20-21	2020- 2021	Quarter 1	Quarter 2	Quarter 3	Quarter 4
P&S Initial License Apps Received	4,409	886	1,098	1,456	969
P&S Transition Apps Received	290	0	7	74	209
*Total P&S Applications Received	4,699	886	1,105	1,530	1,178
Initial Reviews Completed	4,938	866	1,145	1,631	1,296
Licenses Issued	4,341	1,227	848	992	1,274
Renewals Issued	70,802	17,121	17,098	17,223	19,360

POSTGRADUATE TRAINING LICENSE DATA Fiscal Year 21-22	2021- 2022	Quarter 1	Quarter 2	Quarter 3	Quarter 4
*Applications Received	2,924	1,277	191	131	1,325
Initial Reviews Completed	2,548	1,736	328	29	455
Licenses Issued	2,911	1,774	1,029	27	81

POSTGRADUATE TRAINING LICENSE DATA Fiscal Year 20-21	2020- 2021	Quarter 1	Quarter 2	Quarter 3	Quarter 4
*Applications Received	3,099	1,337	246	122	1,394
Initial Reviews Completed	3,467	1,634	905	68	860
Licenses Issued	3,865	1,902	1,519	295	149

*Applications Received does not include applications received with monies that have not been deposited, as this process may take several weeks.

**WORKLOAD REPORT
as of June 30, 2022**

CATEGORIES OF APPLICATIONS REFERRED TO SENIOR REVIEW 2* Fiscal Year 21-22	2021-2022	Quarter 1	Quarter 2	Quarter 3	Quarter 4
Alcohol/Drugs	16	4	4	5	3
PG/Medical Knowledge	75	12	23	12	28
Convictions	15	8	3	4	0
Other	33	5	6	12	10

CATEGORIES OF APPLICATIONS REFERRED TO SENIOR REVIEW 2* Fiscal Year 20-21	2020-2021	Quarter 1	Quarter 2	Quarter 3	Quarter 4
Alcohol/Drugs	10	6	3	1	0
PG/Medical Knowledge	49	15	16	12	6
Convictions	24	9	9	5	1
Other	54	25	17	10	2

*One application may be counted in more than one category.

LICENSED MIDWIVES Fiscal Year 21-22	2021-2022	Quarter 1	Quarter 2	Quarter 3	Quarter 4
Applications Received	31	7	5	9	10
Licenses Issued	31	11	4	7	9
Licenses Renewed	206	42	66	45	53

LICENSED MIDWIVES Fiscal Year 20-21	2020-2021	Quarter 1	Quarter 2	Quarter 3	Quarter 4
Applications Received	44	14	7	10	13
Licenses Issued	36	5	8	8	15
Licenses Renewed	225	60	39	70	56

FICTITIOUS NAME PERMIT Fiscal Year 21-22	2021-2022	Quarter 1	Quarter 2	Quarter 3	Quarter 4
P&S - FNP Received	1,733	436	402	421	474
P&S - FNP Issued	1,502	423	332	338	409
P&S - FNP Renewed	5,261	1,300	1,117	1,496	1,348
Podiatric FNP Received	24	5	9	9	1
Podiatric FNP Issued	21	6	6	3	6
Podiatric FNP Renewed	131	31	15	45	40

FICTITIOUS NAME PERMIT Fiscal Year 20-21	2020-2021	Quarter 1	Quarter 2	Quarter 3	Quarter 4
P&S - FNP Received	1,583	402	395	371	415
P&S - FNP Issued	1,418	304	335	389	390
P&S - FNP Renewed	5,415	1,359	1,140	1,432	1,484
Podiatric FNP Received	34	14	7	8	5
Podiatric FNP Issued	30	11	6	6	7
Podiatric FNP Renewed	132	39	33	32	28

**WORKLOAD REPORT
as of June 30, 2022**

POLYSOMNOGRAPHY Fiscal Year 21-22	2021- 2022	Quarter 1	Quarter 2	Quarter 3	Quarter 4
Trainee Applications Received	24	5	7	4	8
Trainee Registrations Issued	23	9	4	3	7
Trainee Registrations Renewed	14	7	3	3	1
Technician Applications Received	18	8	5	1	4
Technician Registrations Issued	23	13	1	5	4
Technician Registrations Renewed	51	15	13	10	13
Technologist Applications Received	38	5	6	7	20
Technologist Registrations Issued	28	5	2	8	13
Technologist Registrations Renewed	155	59	34	32	30

POLYSOMNOGRAPHY Fiscal Year 20-21	2020- 2021	Quarter 1	Quarter 2	Quarter 3	Quarter 4
Trainee Applications Received	9	0	0	2	7
Trainee Registrations Issued	5	0	0	1	4
Trainee Registrations Renewed	21	3	4	8	6
Technician Applications Received	16	5	8	1	2
Technician Registrations Issued	15	4	1	5	5
Technician Registrations Renewed	62	10	22	9	21
Technologist Applications Received	20	9	2	7	2
Technologist Registrations Issued	20	6	4	5	5
Technologist Registrations Renewed	417	119	130	82	86

RESEARCH PSYCHOANALYST Fiscal Year 21-22	2021- 2022	Quarter 1	Quarter 2	Quarter 3	Quarter 4
RP Applications Received	8	1	3	2	2
RP Licenses Issued	11	4	2	2	3
RP Licenses Renewed	63	1	35	22	5

RESEARCH PSYCHOANALYST Fiscal Year 20-21	2020- 2021	Quarter 1	Quarter 2	Quarter 3	Quarter 4
RP Applications Received	9	0	2	2	5
RP Licenses Issued	4	0	2	0	2
RP Licenses Renewed	15	6	6	3	0

WORKLOAD REPORT
as of March 31, 2022

SPECIAL PROGRAMS Fiscal Year 21-22	2021-2022	Quarter 1	Quarter2	Quarter 3	Quarter 4
2111 Applications Received	19	3	7	1	8
2111 Applications Reviewed	19	3	4	5	7
2111 Permits Issued	17	3	4	4	6
2111 Permits Renewed	57	4	16	19	18
2112 Applications Received	0	0	0	0	0
2112 Applications Reviewed	0	0	0	0	0
2112 Permits Issued	1	0	1	0	0
2112 Permits Renewed	15	0	0	13	2
2113 Applications Received	30	4	5	12	9
2113 Applications Reviewed	31	4	5	13	9
2113 Permits Issued	26	9	2	4	11
2113 Permits Renewed	29	9	8	0	12
2168 Applications Received	3	0	2	0	1
2168 Applications Reviewed	3	0	2	0	1
2168 Permits Issued	1	0	0	0	1
2168 Permits Renewed	9	3	3	0	3

SPECIAL PROGRAMS Fiscal Year 20-21	2020-2021	Quarter 1	Quarter2	Quarter 3	Quarter 4
2111 Applications Received	13	8	0	1	4
2111 Applications Reviewed	12	3	5	0	4
2111 Permits Issued	13	3	6	1	3
2111 Permits Renewed	52	10	8	19	15
2112 Applications Received	1	0	0	0	1
2112 Applications Reviewed	1	0	0	0	1
2112 Permits Issued	1	1	0	0	0
2112 Permits Renewed	1	0	0	0	1
2113 Applications Received	18	3	3	5	7
2113 Applications Reviewed	17	4	2	4	7
2113 Permits Issued	16	5	3	3	5
2113 Permits Renewed	52	7	15	18	12
2168 Applications Received	1	1	0	0	0
2168 Applications Reviewed	1	1	0	0	0
2168 Permits Issued	4	3	0	1	0
2168 Permits Renewed	13	6	4	1	2

2111 - Visiting Fellow (doesn't satisfy postgraduate training required for licensure)

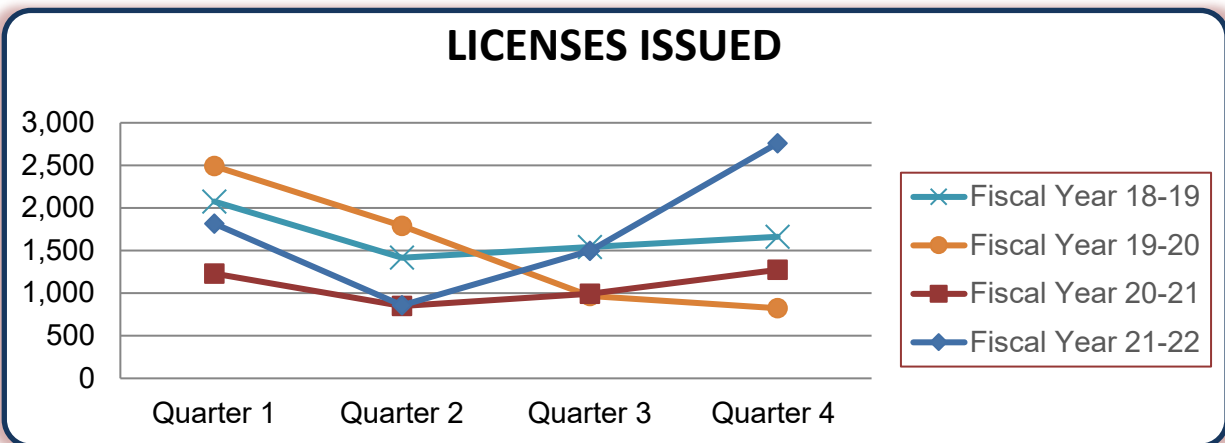
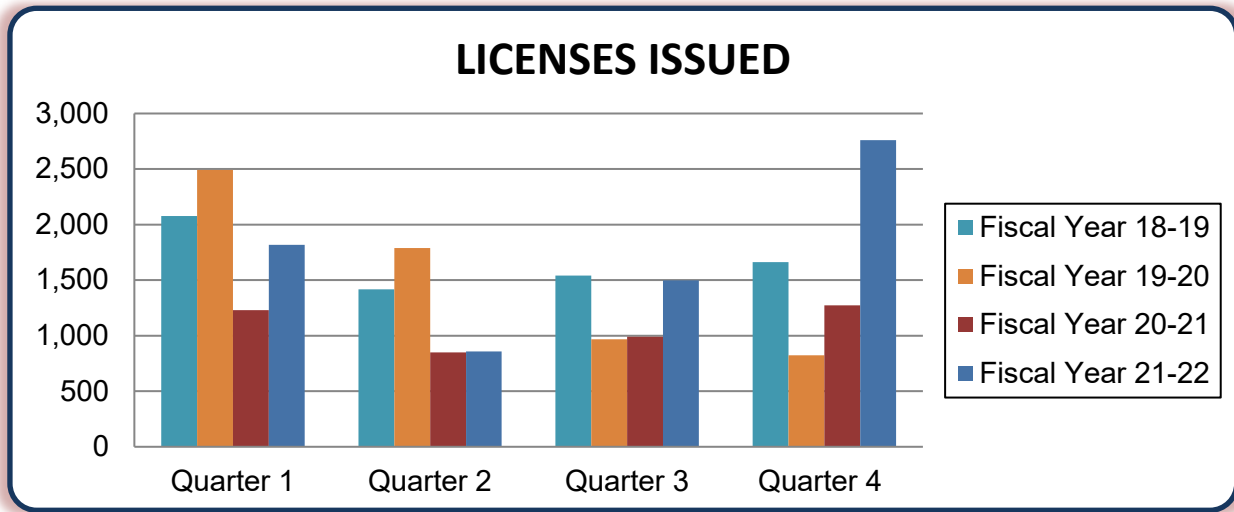
2112 - Hospital Fellowship Program Non-Citizen (doesn't satisfy postgraduate training required for licensure)

2113 - Medical School Faculty Member (may satisfy postgraduate training required for licensure)

2168 - Special Faculty Permit (academically eminent; unrestricted practice within sponsoring medical school - not eligible for licensure)

**Physician's and Surgeon's Licenses Issued*
Four Fiscal Year History**

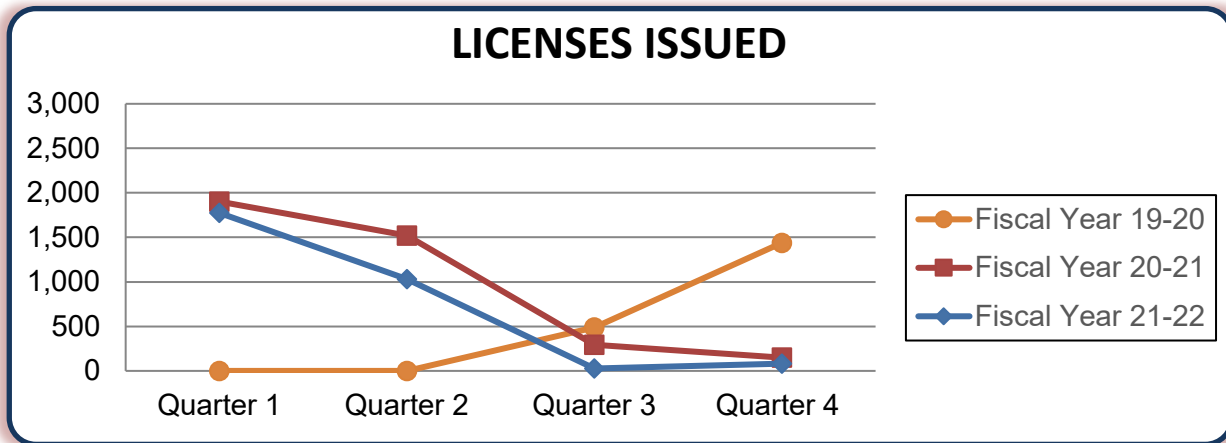
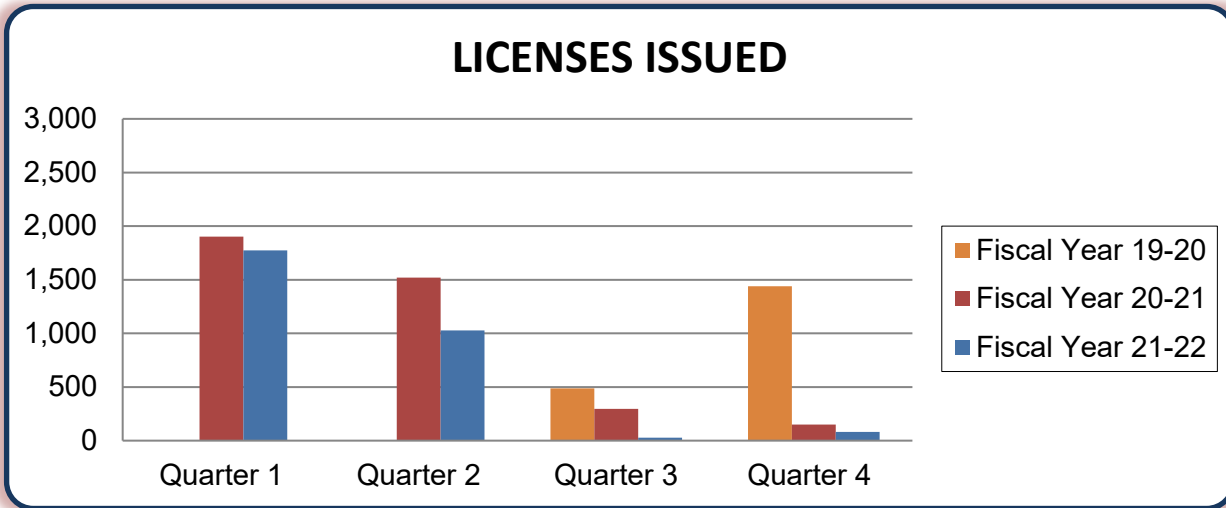
Fiscal Year	Quarter 1	Quarter 2	Quarter 3	Quarter 4	TOTAL
Fiscal Year 21-22	1,818	857	1,497	2,760	6,932
Fiscal Year 20-21	1,229	849	992	1,274	4,344
Fiscal Year 19-20	2,491	1,790	968	823	6,072
Fiscal Year 18-19	2,076	1,416	1,541	1,661	6,694



*Data provided pertains to Physician's and Surgeon's licenses only and does not include data pertaining to Postgraduate Training Licenses.

**Postgraduate Training Licenses Issued*
Fiscal Year History**

Fiscal Year	Quarter 1	Quarter 2	Quarter 3	Quarter 4	TOTAL
Fiscal Year 21-22	1,774	1,029	27	81	2,911
Fiscal Year 20-21	1,902	1,519	295	149	3,865
Fiscal Year 19-20	0	0	487	1,438	1,925

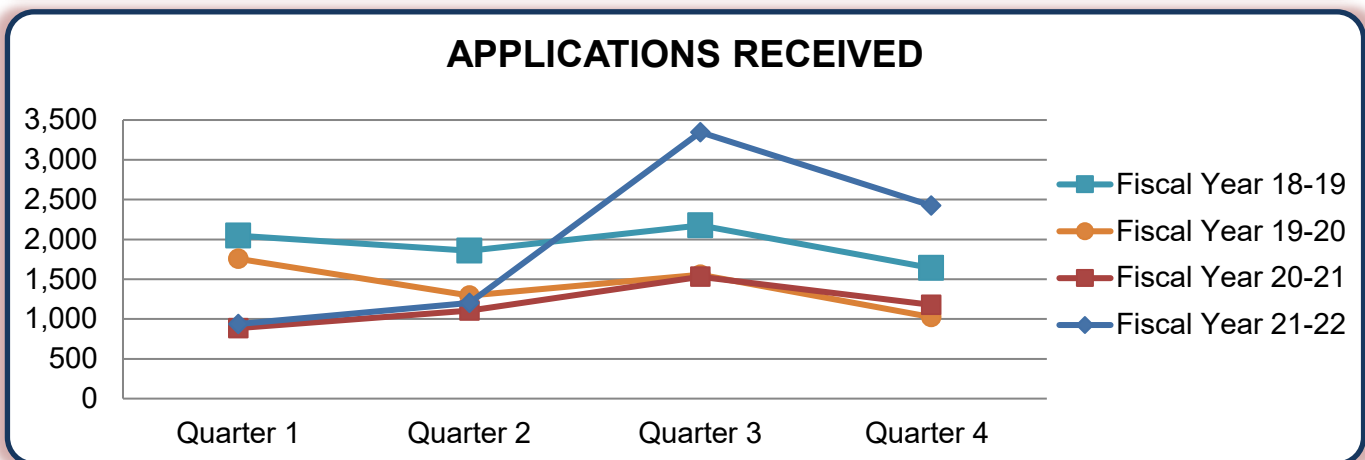
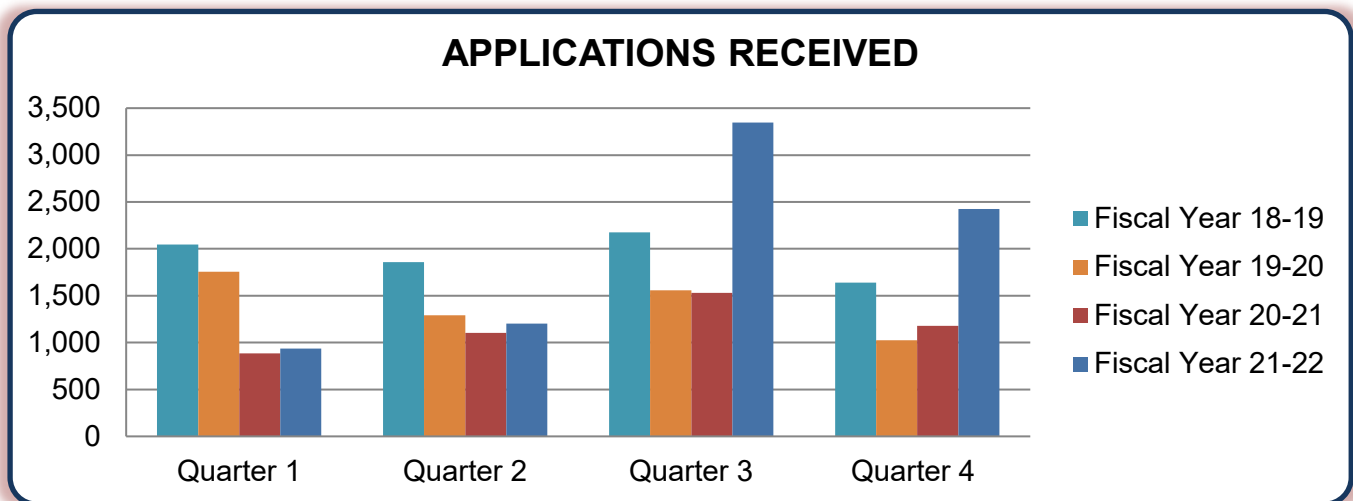


*Data provided pertains to Postgraduate Training Licenses only and does not include data pertaining to Physician's and Surgeon's Licenses.

**Physician's and Surgeon's Applications Received*
Four Fiscal Year History**

Fiscal Year	Quarter 1	Quarter 2	Quarter 3	Quarter 4	TOTAL
Fiscal Year 21-22	937	1,202	3,347	2,424	7,910
Fiscal Year 20-21	886	1,105	1,530	1,178	4,699
Fiscal Year 19-20	1,756	1,293	1,556	1,024	5,629
Fiscal Year 18-19	2,047	1,857	2,176	1,640	7,720

Applications Received data for the current quarter does not include applications received with monies that have not been deposited, as this process may take several weeks.

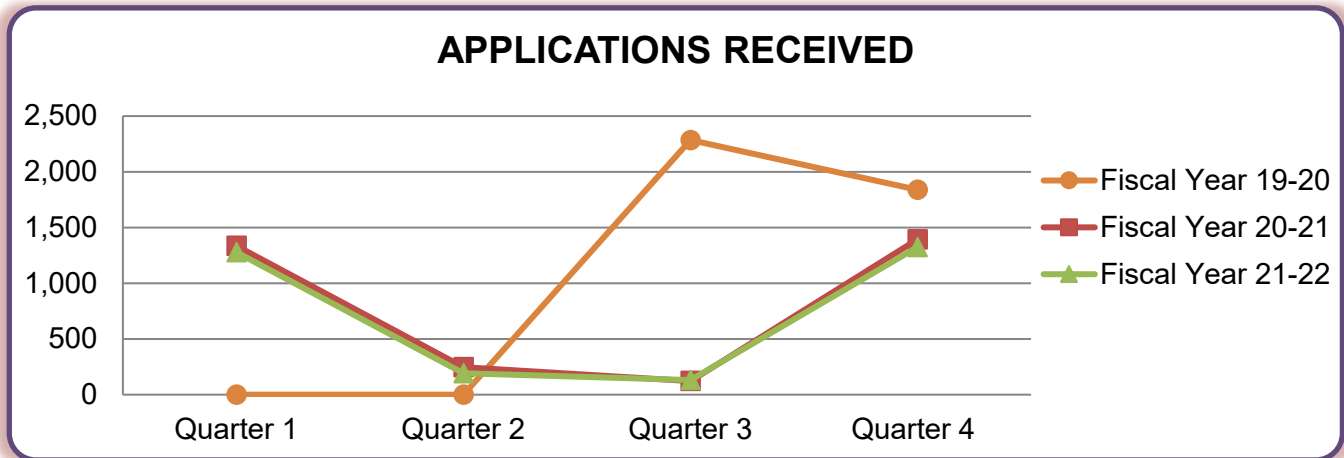
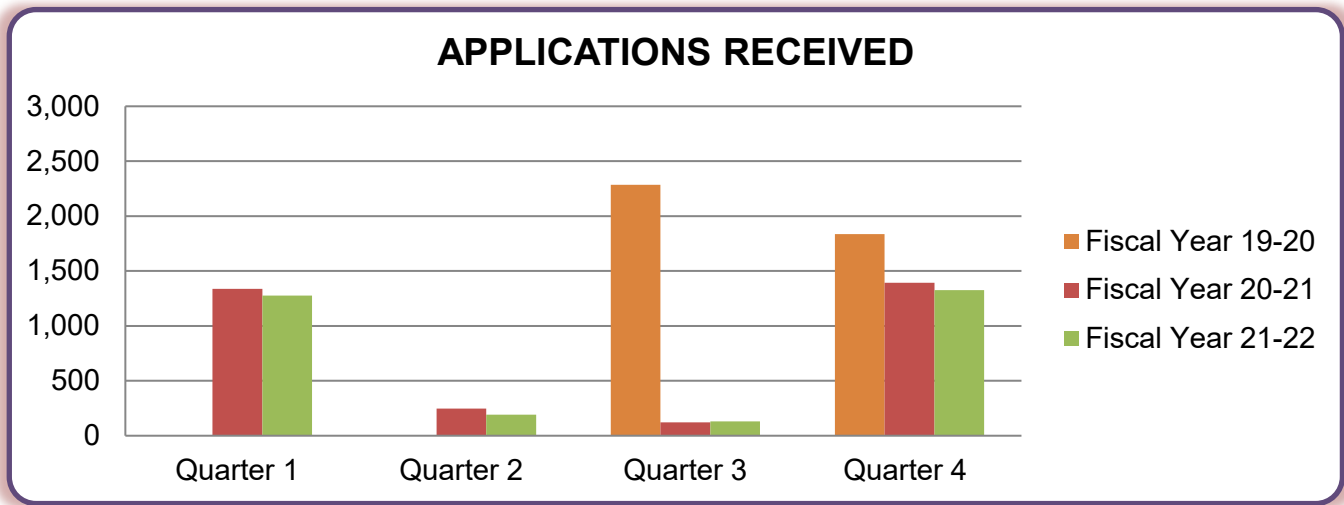


*Data provided pertains to initial Physician's and Surgeon's license applications and Transition from a PTL to a P&S License applications only and does not include data pertaining to Postgraduate Training Licenses.

**Postgraduate Training License Applications Received*
Fiscal Year History**

Fiscal Year	Quarter 1	Quarter 2	Quarter 3	Quarter 4	TOTAL
Fiscal Year 21-22	1,277	191	131	1,325	2,924
Fiscal Year 20-21	1,337	246	122	1,394	3,099
Fiscal Year 19-20	N/A	N/A	2,285	1,837	4,122

*Applications Received data for the current quarter does not include applications received with monies that have not been deposited, as this process may take several weeks.



*Data provided pertains to Postgraduate Training Licenses only and does not include data pertaining to Physician's and Surgeon's applications.