

DATE REPORT ISSUED: April 25, 2023
ATTENTION: Members, Medical Board of California
SUBJECT: Licensing Program Summary
STAFF CONTACT: Marina O'Connor, Chief of Licensing

REQUESTED ACTION:

This report is intended to provide the Members with an update on the Licensing Program at the Medical Board of California (Board).

PROGRAM UPDATE:

The Licensing Program continues to experience high application processing times, which is currently on average 82 days from the date received to the date of the initial review for Physician's and Surgeon's (P&S) License applications.

For Quarter 3 of Fiscal Year 2022-2023, the Board received 3,608 initial license applications (3,423 P&S Initial License and Transition applications; 185 Postgraduate Training License (PTL) applications) and issued a total of 2,113 licenses (1,593 P&S licenses and 520 PTLs). While the number of applications received in Quarter 3 this fiscal year is in line with the number of applications received in Quarter 3 last fiscal year, last year's sudden increase was a result of the change in licensing requirements effective January 1, 2022. Even though application volume declined in Quarter 2 of the current fiscal year, it increased significantly again in Quarter 3 by 92 percent. The Board has not yet experienced the previously anticipated decline in licensing applications into the 2023 calendar year, resulting in a continued backlog in licensing application processing times.

Due to the continued high vacancy rate in the Licensing Program, the Board has not been able to reduce the backlog with current resources. The Licensing Program is working with the Board's Information Systems Branch (ISB) to find IT solutions to create efficiencies in the licensure process and in the Board's communication with applicants and licensees.

Effective May 31, 2023, the Board will no longer accept and process paper applications for the P&S License. On May 19, 2023, the Board will remove the P&S License paper application from the Board's website. As of June 1, 2023, the Board will have successfully transitioned all PTL and P&S License applications to online submission through Breeze only.

The next step in transitioning to a paperless process will be to require medical schools and postgraduate training programs to submit documents through the Board's DOCS portal rather than by mail. The Licensing Program, in conjunction with ISB, is also working with external entities that submit license application information to the Board on options to further streamline the transmission of this data and reduce license application processing times.

DIRECT ONLINE CERTIFICATION SUBMISSION

As of April 20, 2023, 1,842 postgraduate training programs and 483 medical schools are registered in the Board's DOCS portal.

The Board does not track DOCS users by physical origin and therefore is unable to determine the number of registered users within the United States. According to the Liaison Commission on Medical Education, there are 157 accredited MD programs in the U.S. and 13 in California. According to the Accreditation Council of Graduate Medical Education's website, there were 12,740 accredited programs in the U.S. in FY 2021-22 and currently about 1,171 accredited programs in California.

WEBMASTER

The Licensing Program received 3,942 emails and responded to 3,921 via the Licensing Webmaster in Quarter 3 of the current fiscal year regarding topics such as application status checks, license renewals, and name changes.

CONSUMER INFORMATION UNIT

In Quarter 3 of FY 2022-2023, the Consumer Information Unit (CIU) received 19,851 calls, with an average wait time of 19 minutes. Five of the topics most responded to in CIU during this quarter were application status checks, physician and surgeon application questions, physician complaint questions, pocket licenses, and non-Medical Board questions. The Licensing Program has hired two (2) Program Technician IIs and is currently recruiting for one (1) Program Technician II.

Effective February 17, 2023, CIU phone hours changed to 8:00 a.m. to 11:45 a.m., and 1:00 p.m. to 4:45 p.m. CIU's previous phone hours were from 8:00 a.m. to 5:00 p.m. The Board's public front counter remains open from 8:00 a.m. to 5:00 p.m., Monday through Friday, excluding state holidays. Since implementation of the new CIU hours, the Board has not received any complaints from consumers. This change in phone hours has allowed CIU staff to take lunch breaks during normal break times rather than staggered throughout the day and are no longer held on phone calls that extend beyond normal business hours.

Filling CIU's vacancies and establishing new phone hours has nearly eliminated the need for non-CIU staff to provide backup during lunch breaks and for licensing managers to assist with high call volumes at the end of the day that would proceed past normal business hours.

OUTREACH

On March 29, 2023, the Board hosted a live webinar and provided an overview of the licensing requirements for PTL and P&S Licenses. An opportunity to ask questions was provided after the presentation. The Board encouraged questions to be submitted in advance of the webinar through the registration form to better address the audience. The webinar was recorded and will be made available on the Board's website.

**WORKLOAD REPORT
as of March 31, 2023**

CONSUMER INFORMATION UNIT Fiscal Year 22-23	2022-2023	Quarter 1	Quarter 2	Quarter 3	Quarter 4
Total Calls Answered	47,154	16,375	14,456	16,323	
*Calls Requesting Call Back	19,494	7,326	6,423	5,745	
Calls Abandoned	15,509	5,876	5,178	4,455	

CONSUMER INFORMATION UNIT Fiscal Year 21-22	2021-2022	Quarter 1	Quarter 2	Quarter 3	Quarter 4
Total Calls Answered	58,124	14,297	13,856	14,593	15,378
*Calls Requesting Call Back	17,923	4,450	3,236	4,874	5,363
Calls Abandoned	15,520	4,138	2,804	4,247	4,331

*Calls Requesting Call Back is a subset of Total Calls Answered

PHYSICIAN & SURGEON DATA Fiscal Year 22-23	2022-2023	Quarter 1	Quarter 2	Quarter 3	Quarter 4
P&S Initial License Apps Received	4,037	1,054	1,200	1,783	
P&S Transition Apps Received	3,174	1,030	504	1,640	
*Total P&S Applications Received	7,211	2,084	1,704	3,423	
Initial Reviews Completed	5,461	1,850	1,616	1,995	
Licenses Issued	5,285	2,561	1,131	1,593	
Renewals Issued	53,507	18,733	15,890	18,884	

PHYSICIAN & SURGEON DATA Fiscal Year 21-22	2021-2022	Quarter 1	Quarter 2	Quarter 3	Quarter 4
P&S Initial License Apps Received	4,685	854	1,113	1,603	1,115
P&S Transition Apps Received	3,225	83	89	1,744	1,309
*Total P&S Applications Received	7,910	937	1,202	3,347	2,424
Initial Reviews Completed	7,004	1,029	1,122	2,346	2,507
Licenses Issued	6,932	1,818	857	1,497	2,760
Renewals Issued	70,742	18,166	18,195	19,326	15,055

POSTGRADUATE TRAINING LICENSE DATA Fiscal Year 22-23	2022-2023	Quarter 1	Quarter 2	Quarter 3	Quarter 4
*Applications Received	1,634	1,271	178	185	
Initial Reviews Completed	2,423	1,188	1,199	36	
Licenses Issued	2,785	939	1,326	520	

POSTGRADUATE TRAINING LICENSE DATA Fiscal Year 21-22	2021-2022	Quarter 1	Quarter 2	Quarter 3	Quarter 4
*Applications Received	2,924	1,277	191	131	1,325
Initial Reviews Completed	2,548	1,736	328	29	455
Licenses Issued	2,911	1,774	1,029	27	81

*Applications Received does not include applications received with monies that have not been deposited, as this process may take several weeks.

**WORKLOAD REPORT
as of March 31, 2023**

CATEGORIES OF APPLICATIONS REFERRED TO SENIOR REVIEW 2* Fiscal Year 22-23	2022-2023	Quarter 1	Quarter 2	Quarter 3	Quarter 4
Alcohol/Drugs	25	11	6	8	
PG/Medical Knowledge	95	37	38	20	
Convictions	16	6	5	5	
Other	35	6	20	9	

CATEGORIES OF APPLICATIONS REFERRED TO SENIOR REVIEW 2* Fiscal Year 21-22	2021-2022	Quarter 1	Quarter 2	Quarter 3	Quarter 4
Alcohol/Drugs	16	4	4	5	3
PG/Medical Knowledge	75	12	23	12	28
Convictions	15	8	3	4	0
Other	33	5	6	12	10

*One application may be counted in more than one category.

LICENSED MIDWIVES Fiscal Year 22-23	2022-2023	Quarter 1	Quarter 2	Quarter 3	Quarter 4
Applications Received	22	9	6	7	
Licenses Issued	24	11	6	7	
Licenses Renewed	167	53	54	60	

LICENSED MIDWIVES Fiscal Year 21-22	2021-2022	Quarter 1	Quarter 2	Quarter 3	Quarter 4
Applications Received	31	7	5	9	10
Licenses Issued	31	11	4	7	9
Licenses Renewed	206	42	66	45	53

FICTITIOUS NAME PERMIT Fiscal Year 22-23	2022-2023	Quarter 1	Quarter 2	Quarter 3	Quarter 4
P&S - FNP Received	1,356	454	468	434	
P&S - FNP Issued	1,320	492	401	427	
P&S - FNP Renewed	3,970	1,370	1,019	1,581	
Podiatric FNP Received	22	8	7	7	
Podiatric FNP Issued	19	6	7	6	
Podiatric FNP Renewed	80	30	28	22	

FICTITIOUS NAME PERMIT Fiscal Year 21-22	2021-2022	Quarter 1	Quarter 2	Quarter 3	Quarter 4
P&S - FNP Received	1,733	436	402	421	474
P&S - FNP Issued	1,502	423	332	338	409
P&S - FNP Renewed	5,261	1,300	1,117	1,496	1,348
Podiatric FNP Received	24	5	9	9	1
Podiatric FNP Issued	21	6	6	3	6
Podiatric FNP Renewed	131	31	15	45	40

**WORKLOAD REPORT
as of March 31, 2023**

POLYSOMNOGRAPHY Fiscal Year 22-23	2022- 2023	Quarter 1	Quarter 2	Quarter 3	Quarter 4
Trainee Applications Received	18	5	6	7	
Trainee Registrations Issued	16	10	3	3	
Trainee Registrations Renewed	9	1	5	3	
Technician Applications Received	15	4	2	9	
Technician Registrations Issued	16	5	2	9	
Technician Registrations Renewed	44	18	13	13	
Technologist Applications Received	36	14	10	12	
Technologist Registrations Issued	33	13	10	10	
Technologist Registrations Renewed	308	117	106	85	

POLYSOMNOGRAPHY Fiscal Year 21-22	2021- 2022	Quarter 1	Quarter 2	Quarter 3	Quarter 4
Trainee Applications Received	24	5	7	4	8
Trainee Registrations Issued	23	9	4	3	7
Trainee Registrations Renewed	14	7	3	3	1
Technician Applications Received	18	8	5	1	4
Technician Registrations Issued	23	13	1	5	4
Technician Registrations Renewed	51	15	13	10	13
Technologist Applications Received	38	5	6	7	20
Technologist Registrations Issued	28	5	2	8	13
Technologist Registrations Renewed	155	59	34	32	30

RESEARCH PSYCHOANALYST Fiscal Year 22-23	2022- 2023	Quarter 1	Quarter 2	Quarter 3	Quarter 4
RP Applications Received	7	3	0	4	
RP Licenses Issued	2	1	1	0	
RP Licenses Renewed	10	5	2	3	

RESEARCH PSYCHOANALYST Fiscal Year 21-22	2021- 2022	Quarter 1	Quarter 2	Quarter 3	Quarter 4
RP Applications Received	8	1	3	2	2
RP Licenses Issued	11	4	2	2	3
RP Licenses Renewed	63	1	35	22	5

**WORKLOAD REPORT
as of March 31, 2023**

SPECIAL PROGRAMS Fiscal Year 22-23	2022-2023	Quarter 1	Quarter2	Quarter 3	Quarter 4
2111 Applications Received	21	10	5	6	
2111 Applications Reviewed	19	9	7	3	
2111 Permits Issued	21	9	8	4	
2111 Permits Renewed	32	12	10	10	
2112 Applications Received	0	0	0	0	
2112 Applications Reviewed	0	0	0	0	
2112 Permits Issued	0	0	0	0	
2112 Permits Renewed	0	0	0	0	
2113 Applications Received	28	7	9	12	
2113 Applications Reviewed	25	5	7	13	
2113 Permits Issued	24	13	7	4	
2113 Permits Renewed	36	15	8	13	
2168 Applications Received	1	1	0	0	
2168 Applications Reviewed	2	1	1	0	
2168 Permits Issued	3	0	0	3	
2168 Permits Renewed	12	8	2	2	

SPECIAL PROGRAMS Fiscal Year 21-22	2021-2022	Quarter 1	Quarter2	Quarter 3	Quarter 4
2111 Applications Received	19	3	7	1	8
2111 Applications Reviewed	19	3	4	5	7
2111 Permits Issued	17	3	4	4	6
2111 Permits Renewed	57	4	16	19	18
2112 Applications Received	0	0	0	0	0
2112 Applications Reviewed	0	0	0	0	0
2112 Permits Issued	1	0	1	0	0
2112 Permits Renewed	15	0	0	13	2
2113 Applications Received	30	4	5	12	9
2113 Applications Reviewed	31	4	5	13	9
2113 Permits Issued	26	9	2	4	11
2113 Permits Renewed	29	9	8	0	12
2168 Applications Received	3	0	2	0	1
2168 Applications Reviewed	3	0	2	0	1
2168 Permits Issued	1	0	0	0	1
2168 Permits Renewed	9	3	3	0	3

2111 - Visiting Fellow (doesn't satisfy postgraduate training required for licensure)

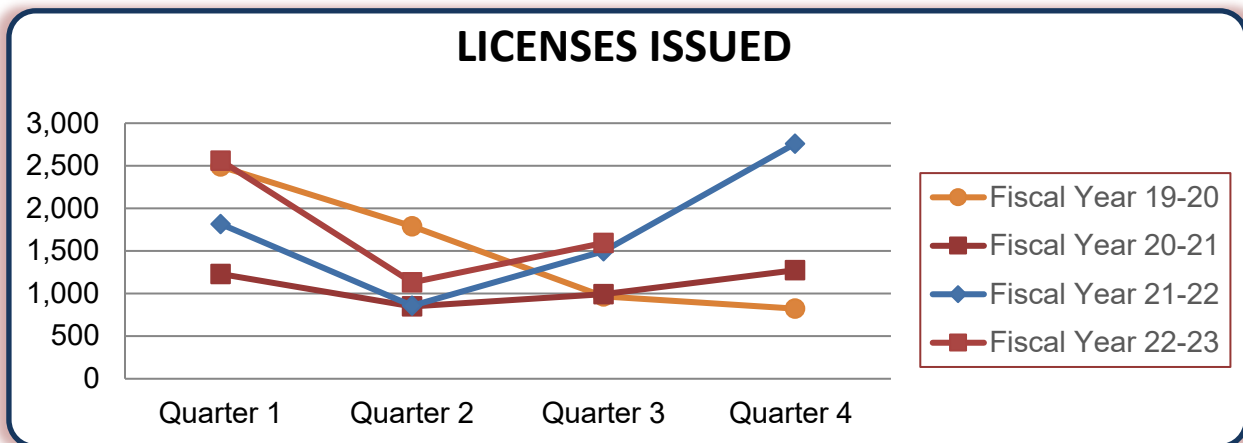
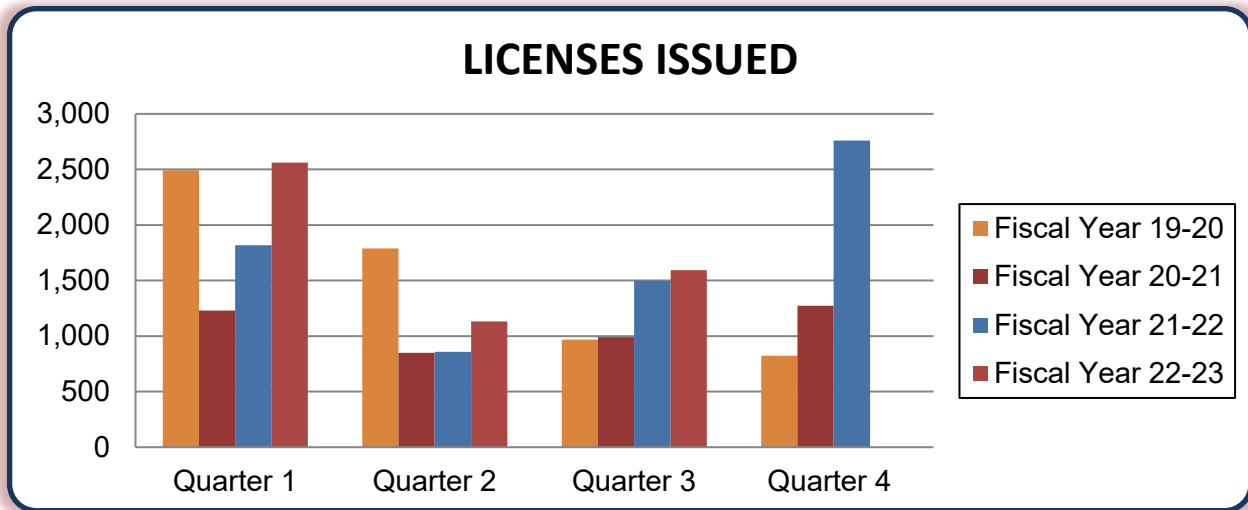
2112 - Hospital Fellowship Program Non-Citizen (doesn't satisfy postgraduate training required for licensure)

2113 - Medical School Faculty Member (may satisfy postgraduate training required for licensure)

2168 - Special Faculty Permit (academically eminent; unrestricted practice within sponsoring medical school - not eligible for licensure)

**Physician's and Surgeon's Licenses Issued*
Four Fiscal Year History**

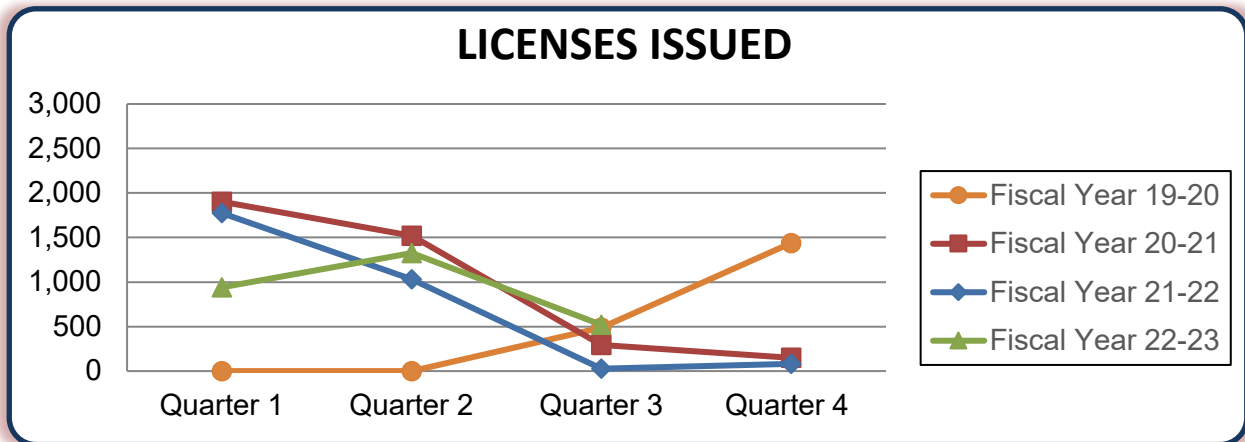
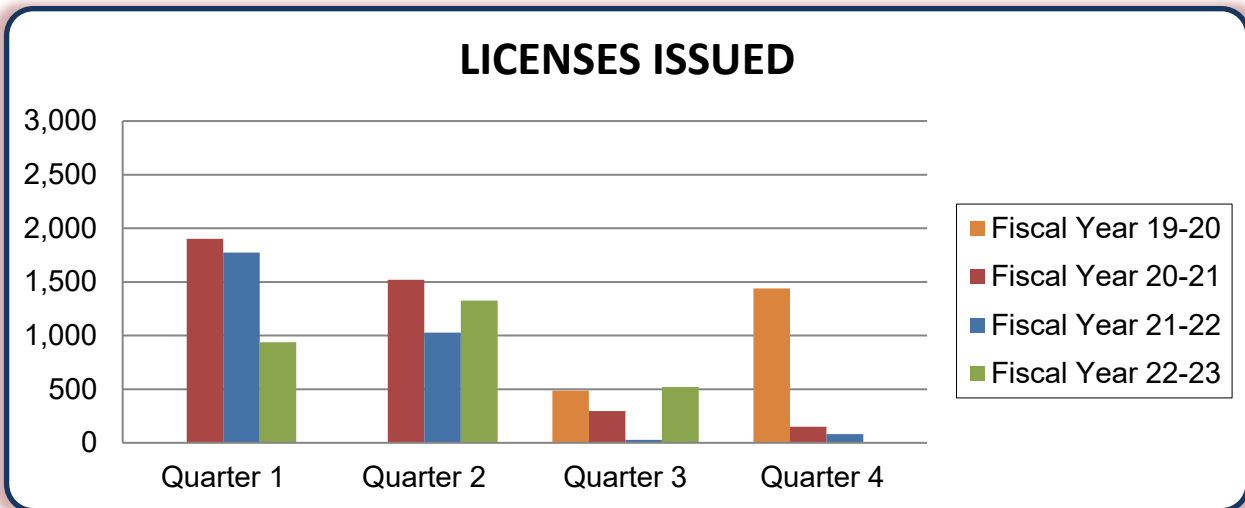
Fiscal Year	Quarter 1	Quarter 2	Quarter 3	Quarter 4	TOTAL
Fiscal Year 22-23	2,561	1,131	1,593		5,285
Fiscal Year 21-22	1,818	857	1,497	2,760	6,932
Fiscal Year 20-21	1,229	849	992	1,274	4,344
Fiscal Year 19-20	2,491	1,790	968	823	6,072



*Data provided pertains to Physician's and Surgeon's licenses only and does not include data pertaining to Postgraduate Training Licenses.

**Postgraduate Training Licenses Issued*
Fiscal Year History**

Fiscal Year	Quarter 1	Quarter 2	Quarter 3	Quarter 4	TOTAL
Fiscal Year 22-23	939	1,326	520		2,785
Fiscal Year 21-22	1,774	1,029	27	81	2,911
Fiscal Year 20-21	1,902	1,519	295	149	3,865
Fiscal Year 19-20	0	0	487	1,438	1,925

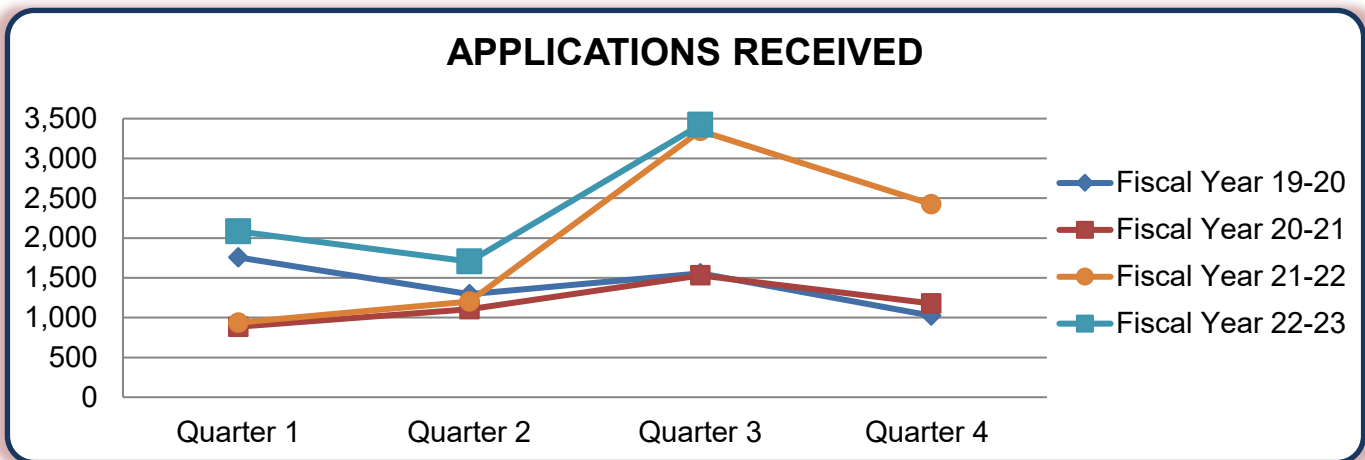
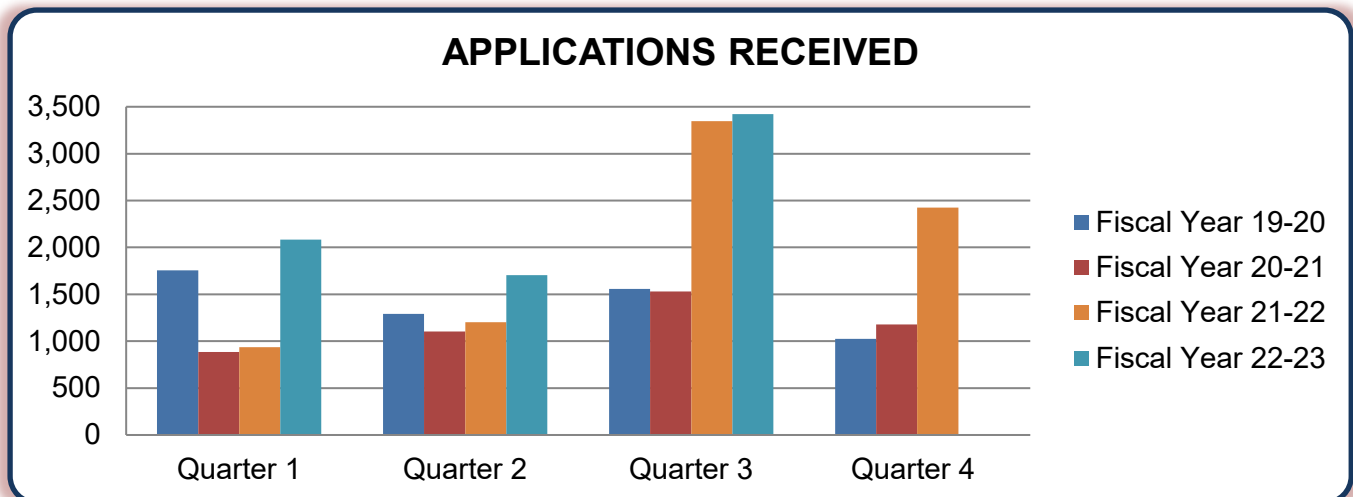


*Data provided pertains to Postgraduate Training Licenses only and does not include data pertaining to Physician's and Surgeon's Licenses.

**Physician's and Surgeon's Applications Received*
Four Fiscal Year History**

Fiscal Year	Quarter 1	Quarter 2	Quarter 3	Quarter 4	TOTAL
Fiscal Year 22-23	2,084	1,704	3,423		7,211
Fiscal Year 21-22	937	1,202	3,347	2,424	7,910
Fiscal Year 20-21	886	1,105	1,530	1,178	4,699
Fiscal Year 19-20	1,756	1,293	1,556	1,024	5,629

Applications Received data for the current quarter does not include applications received with monies that have not been deposited, as this process may take several weeks.

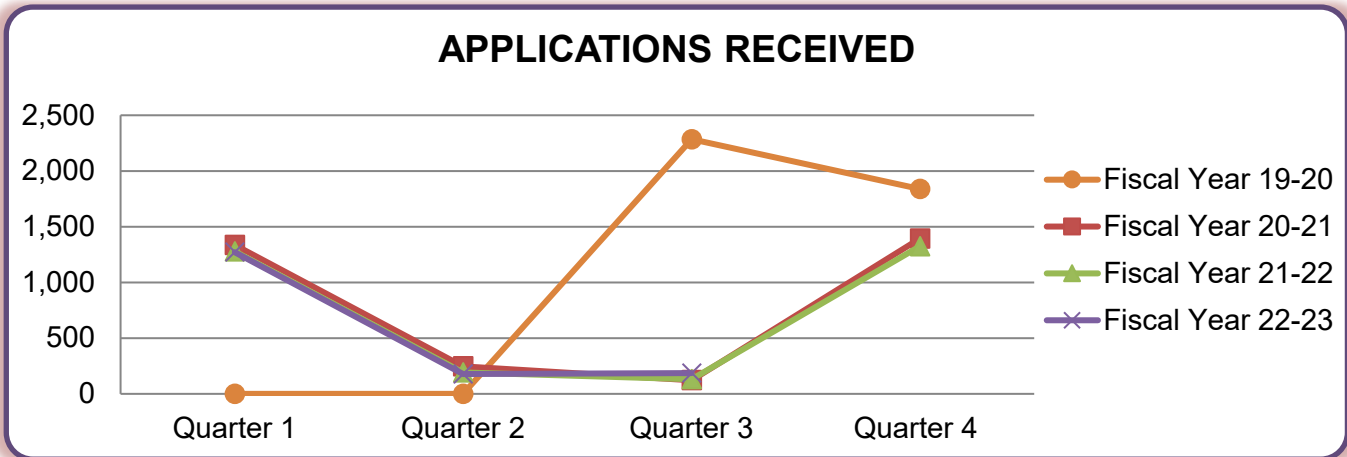
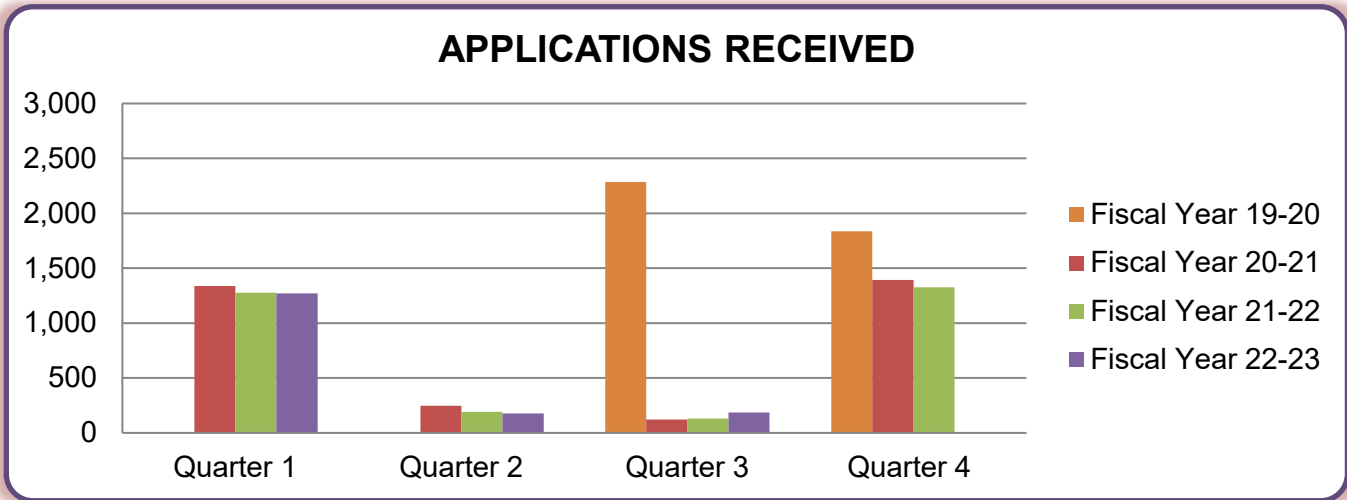


*Data provided pertains to initial Physician's and Surgeon's license applications and Transition from a PTL to a P&S License applications only and does not include data pertaining to Postgraduate Training Licenses.

Postgraduate Training License Applications Received* Fiscal Year History

Fiscal Year	Quarter 1	Quarter 2	Quarter 3	Quarter 4	TOTAL
Fiscal Year 22-23	1,271	178	185		1,634
Fiscal Year 21-22	1,277	191	131	1,325	2,924
Fiscal Year 20-21	1,337	246	122	1,394	3,099
Fiscal Year 19-20	N/A	N/A	2,285	1,837	4,122

*Applications Received data for the current quarter does not include applications received with monies that have not been deposited, as this process may take several weeks.



*Data provided pertains to Postgraduate Training Licenses only and does not include data pertaining to Physician's and Surgeon's applications.