

DATE REPORT ISSUED: February 13, 2025  
ATTENTION: Members, Medical Board of California  
SUBJECT: Licensing Program Summary  
STAFF CONTACT: Douglas Hock, Chief of Licensing

### REQUESTED ACTION

This report is intended to provide the Members with an update on the Licensing Program at the Medical Board of California (Board).

### PROGRAM UPDATE

In Quarter 2 of Fiscal Year (FY) 2024-2025, the Board received 1,438 initial license applications (1,185 Physician's and Surgeon's (P&S) License applications, 185 Transition applications; 68 Postgraduate Training License (PTL) applications) and issued a total of 2,147 licenses (1,310 P&S licenses and 837 PTLs).

The Licensing Program focused on applications from applicants who needed a license by December 31, 2024. By prioritizing these applications, the Licensing Program minimized interruptions in clinical work and patient care.

Effective January 1, 2025, the Board successfully transferred the Research Psychoanalyst Program to the Board of Psychology (BOP) under Senate Bill 815. BOP has assumed all regulatory responsibility for the program.

The Licensing Program management met with the Department of Consumer Affairs to develop a comprehensive plan aimed at assisting the program in updating its procedure manual. Over half of Licensing's Physician's and Surgeon's procedure manual has been successfully updated thus far. This collaboration will enhance operational efficiency and ensure that the licensing processes align with current standards and best practices to assist staff.

The Licensing Program is continuing its efforts to scan and shred stored items in compliance with its record retention schedule. By scanning and shredding these files rather than submitting them to the State Records Center, the Licensing Program will reduce the need for physical storage, ultimately saving the Board on storage costs and minimizing the ongoing expense of managing and maintaining physical records.

In anticipation of Legislative changes that occurred on January 1, 2025, the Licensing Program updated its website, applications, and forms to align with the revised laws. Additionally, the Board ensured stakeholders were informed of the new laws through targeted outreach and email communications.

### FORMS UPDATE

- The Licensing Program updated the Postgraduate Training License Enrollment Form (EF) with the following changes:

- The language was updated to indicate that the PTL will be valid for 36 months.
- The research question was removed. The Board no longer needs the research information when applicants are applying for a PTL.
- The fellowship category was added as a program type.
- The Licensing Program updated the language in the Practice Impairment or Limitations section on its licensing applications and condensed the three questions to one detailed question, as approved by the Board at its August 22, 2024 meeting.

### WEBMASTER

The Licensing Program responded to 2,750 emails from the Licensing Webmaster in Quarter 2 of the current fiscal year. The most responded topics during this quarter were continuing medical education questions, license status updates, and fictitious name permit questions.

### OUTREACH

In Quarter 2 of FY 2024-2025, the Board's licensing staff and management attended the California Medical Association's House of Delegates meeting to provide information on licensing requirements and answer specific questions for license applicants. This three-day event was a great success, and the Board was informed it would be invited back next year.

### CONSUMER INFORMATION UNIT

In Quarter 2 of FY 2024-2025, the Consumer Information Unit (CIU) received 13,773 calls, with an average wait time of four minutes. Three of the topics most responded to in CIU during this quarter were complaint questions, renewal assistance, and application questions.

**WORKLOAD REPORT  
as of December 31, 2024**

<b>CONSUMER INFORMATION UNIT Fiscal Year 24-25</b>	<b>2024-2025</b>	<b>Quarter 1</b>	<b>Quarter 2</b>	<b>Quarter 3</b>	<b>Quarter 4</b>
Total Calls Answered	<b>24,870</b>	13,443	11,427		
*Calls Requesting Call Back	<b>4,440</b>	2,685	1,755		
Calls Abandoned	<b>3,018</b>	1,792	1,226		

<b>CONSUMER INFORMATION UNIT Fiscal Year 23-24</b>	<b>2023-2024</b>	<b>Quarter 1</b>	<b>Quarter 2</b>	<b>Quarter 3</b>	<b>Quarter 4</b>
Total Calls Answered	<b>54,782</b>	14,561	13,304	13,427	13,490
*Calls Requesting Call Back	<b>18,674</b>	5,239	4,981	3,917	4,537
Calls Abandoned	<b>11,241</b>	3,320	3,225	2,581	2,115
*Calls Requesting Call Back is a subset of Total Calls Answered					

<b>PHYSICIAN &amp; SURGEON DATA Fiscal Year 24-25</b>	<b>2024-2025</b>	<b>Quarter 1</b>	<b>Quarter 2</b>	<b>Quarter 3</b>	<b>Quarter 4</b>
P&S Initial License Apps Received	<b>2,107</b>	922	1,185		
P&S Transition Apps Received	<b>719</b>	534	185		
*Total P&S Applications Received	<b>2,826</b>	1,456	1,370		
Initial Reviews Completed	<b>3,138</b>	1,454	1,684		
Licenses Issued	<b>3,484</b>	2,174	1,310		
Renewals Issued	<b>36,101</b>	19,246	16,855		

<b>PHYSICIAN &amp; SURGEON DATA Fiscal Year 23-24</b>	<b>2023-2024</b>	<b>Quarter 1</b>	<b>Quarter 2</b>	<b>Quarter 3</b>	<b>Quarter 4</b>
P&S Initial License Apps Received	<b>5,094</b>	946	1,302	1,722	1,124
P&S Transition Apps Received	<b>2,359</b>	769	340	621	629
*Total P&S Applications Received	<b>7,453</b>	1,715	1,642	2,343	1,753
Initial Reviews Completed	<b>10,557</b>	3,445	2,626	2,524	1,962
Licenses Issued	<b>9,806</b>	3,763	1,207	2,750	2,086
Renewals Issued	<b>72,685</b>	18,553	16,861	18,820	18,451

<b>POSTGRADUATE TRAINING LICENSE DATA Fiscal Year 24-25</b>	<b>2024-2025</b>	<b>Quarter 1</b>	<b>Quarter 2</b>	<b>Quarter 3</b>	<b>Quarter 4</b>
*Applications Received	<b>988</b>	920	68		
Initial Reviews Completed	<b>1,956</b>	1,773	183		
Licenses Issued	<b>2,801</b>	1,964	837		

<b>POSTGRADUATE TRAINING LICENSE DATA Fiscal Year 23-24</b>	<b>2023-2024</b>	<b>Quarter 1</b>	<b>Quarter 2</b>	<b>Quarter 3</b>	<b>Quarter 4</b>
*Applications Received	<b>3,026</b>	892	58	277	1,799
Initial Reviews Completed	<b>4,013</b>	846	2,053	24	1,090
Licenses Issued	<b>3,167</b>	270	2,538	119	240

\*Applications Received does not include applications received with monies that have not been deposited, as this process may take several weeks.

**WORKLOAD REPORT  
as of December 31, 2024**

<b>CATEGORIES OF APPLICATIONS REFERRED TO SENIOR REVIEW 2* Fiscal Year 24-25</b>	<b>2024-2025</b>	<b>Quarter 1</b>	<b>Quarter 2</b>	<b>Quarter 3</b>	<b>Quarter 4</b>
Alcohol/Drugs	11	5	6		
PG/Medical Knowledge	53	29	24		
Convictions	9	4	5		
Other	18	6	12		

<b>CATEGORIES OF APPLICATIONS REFERRED TO SENIOR REVIEW 2* Fiscal Year 23-24</b>	<b>2023-2024</b>	<b>Quarter 1</b>	<b>Quarter 2</b>	<b>Quarter 3</b>	<b>Quarter 4</b>
Alcohol/Drugs	21	5	3	7	6
PG/Medical Knowledge	90	26	25	18	21
Convictions	23	4	8	7	4
Other	32	6	10	12	4

\*One application may be counted in more 0

<b>LICENSED MIDWIVES Fiscal Year 24-25</b>	<b>2024-2025</b>	<b>Quarter 1</b>	<b>Quarter 2</b>	<b>Quarter 3</b>	<b>Quarter 4</b>
Applications Received	19	9	10		
Licenses Issued	16	8	8		
Licenses Renewed	108	50	58		

<b>LICENSED MIDWIVES Fiscal Year 23-24</b>	<b>2023-2024</b>	<b>Quarter 1</b>	<b>Quarter 2</b>	<b>Quarter 3</b>	<b>Quarter 4</b>
Applications Received	26	11	5	7	3
Licenses Issued	26	11	6	8	1
Licenses Renewed	219	53	53	53	60

<b>FICTITIOUS NAME PERMIT Fiscal Year 24-25</b>	<b>2024-2025</b>	<b>Quarter 1</b>	<b>Quarter 2</b>	<b>Quarter 3</b>	<b>Quarter 4</b>
P&S - FNP Received	918	508	410		
P&S - FNP Issued	900	493	407		
P&S - FNP Renewed	2,632	1,330	1,302		
Podiatric FNP Received	12	6	6		
Podiatric FNP Issued	14	10	4		
Podiatric FNP Renewed	45	31	14		

<b>FICTITIOUS NAME PERMIT Fiscal Year 23-24</b>	<b>2023-2024</b>	<b>Quarter 1</b>	<b>Quarter 2</b>	<b>Quarter 3</b>	<b>Quarter 4</b>
P&S - FNP Received	1,876	485	420	483	488
P&S - FNP Issued	1,713	474	400	410	429
P&S - FNP Renewed	5,280	1,232	1,287	1,462	1,299
Podiatric FNP Received	28	7	6	9	6
Podiatric FNP Issued	23	8	5	8	2
Podiatric FNP Renewed	98	21	23	24	30

**WORKLOAD REPORT  
as of December 31, 2024**

<b>POLYSOMNOGRAPHY Fiscal Year 24-25</b>	<b>2024-2025</b>	<b>Quarter 1</b>	<b>Quarter 2</b>	<b>Quarter 3</b>	<b>Quarter 4</b>
Trainee Applications Received	28	17	11		
Trainee Registrations Issued	28	18	10		
Trainee Registrations Renewed	5	5	0		
Technician Applications Received	18	10	8		
Technician Registrations Issued	16	7	9		
Technician Registrations Renewed	33	14	19		
Technologist Applications Received	15	8	7		
Technologist Registrations Issued	14	9	5		
Technologist Registrations Renewed	236	130	106		

<b>POLYSOMNOGRAPHY Fiscal Year 23-24</b>	<b>2023-2024</b>	<b>Quarter 1</b>	<b>Quarter 2</b>	<b>Quarter 3</b>	<b>Quarter 4</b>
Trainee Applications Received	58	9	12	21	16
Trainee Registrations Issued	54	13	9	15	17
Trainee Registrations Renewed	13	5	4	2	2
Technician Applications Received	24	2	8	8	6
Technician Registrations Issued	25	4	7	3	11
Technician Registrations Renewed	53	15	6	18	14
Technologist Applications Received	40	9	12	10	9
Technologist Registrations Issued	37	9	12	7	9
Technologist Registrations Renewed	173	56	43	29	45

<b>RESEARCH PSYCHOANALYST Fiscal Year 24-25</b>	<b>2024-2025</b>	<b>Quarter 1</b>	<b>Quarter 2</b>	<b>Quarter 3</b>	<b>Quarter 4</b>
RP Applications Received	5	2	3		
RP Licenses Issued	7	3	4		
RP Licenses Renewed	12	7	5		

<b>RESEARCH PSYCHOANALYST Fiscal Year 23-24</b>	<b>2023-2024</b>	<b>Quarter 1</b>	<b>Quarter 2</b>	<b>Quarter 3</b>	<b>Quarter 4</b>
RP Applications Received	6	1	2	0	3
RP Licenses Issued	5	1	3	0	1
RP Licenses Renewed	65	0	38	23	4

**WORKLOAD REPORT  
as of December 31, 2024**

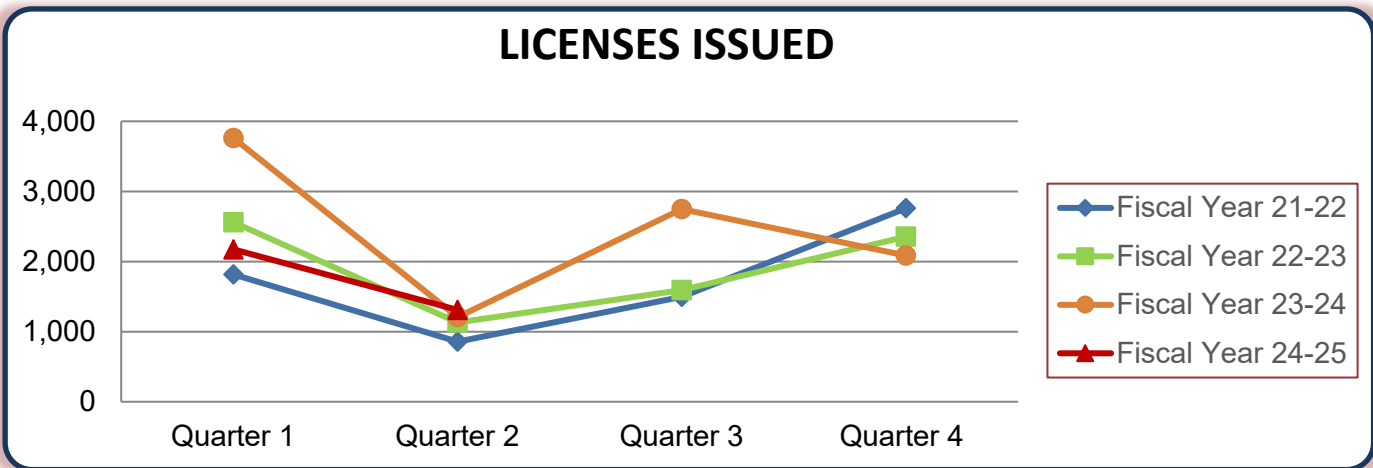
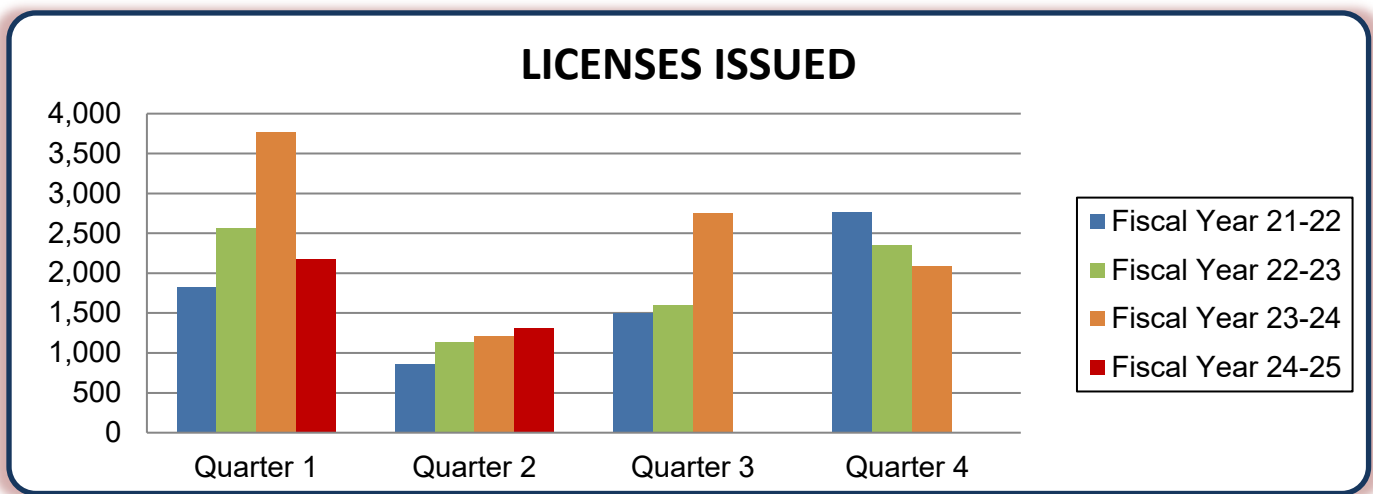
<b>SPECIAL PROGRAMS Fiscal Year 24-25</b>	<b>2024-2025</b>	<b>Quarter 1</b>	<b>Quarter2</b>	<b>Quarter 3</b>	<b>Quarter 4</b>
2111 Applications Received	8	2	6		
2111 Applications Reviewed	6	2	4		
2111 Permits Issued	7	1	6		
2111 Permits Renewed	1	1	0		
2112 Applications Received	1	1	0		
2112 Applications Reviewed	1	1	0		
2112 Permits Issued	1	0	1		
2112 Permits Renewed	0	0	0		
2113 Applications Received	23	9	14		
2113 Applications Reviewed	18	11	7		
2113 Permits Issued	22	14	8		
2113 Permits Renewed	19	9	10		
2168 Applications Received	2	2	0		
2168 Applications Reviewed	2	0	2		
2168 Permits Issued	0	0	0		
2168 Permits Renewed	7	5	2		

<b>SPECIAL PROGRAMS Fiscal Year 23-24</b>	<b>2023-2024</b>	<b>Quarter 1</b>	<b>Quarter2</b>	<b>Quarter 3</b>	<b>Quarter 4</b>
2111 Applications Received	19	6	2	9	2
2111 Applications Reviewed	21	5	4	10	2
2111 Permits Issued	19	5	4	9	1
2111 Permits Renewed	16	5	4	3	4
2112 Applications Received	0	0	0	0	0
2112 Applications Reviewed	0	0	0	0	0
2112 Permits Issued	0	0	0	0	0
2112 Permits Renewed	0	0	0	0	0
2113 Applications Received	41	6	11	13	11
2113 Applications Reviewed	43	9	4	20	10
2113 Permits Issued	38	16	2	12	8
2113 Permits Renewed	50	9	8	10	23
2168 Applications Received	2	0	2	0	0
2168 Applications Reviewed	2	0	2	0	0
2168 Permits Issued	2	0	0	1	1
2168 Permits Renewed	10	4	2	0	4

- 2111 - Visiting Fellow (doesn't satisfy postgraduate training required for licensure)
- 2112 - Hospital Fellowship Program Non-Citizen (doesn't satisfy postgraduate training required for licensure)
- 2113 - Medical School Faculty Member (may satisfy postgraduate training required for licensure)
- 2168 - Special Faculty Permit (academically eminent; unrestricted practice within sponsoring medical school - not eligible for licensure)

**Physician's and Surgeon's Licenses Issued\*  
Four Fiscal Year History**

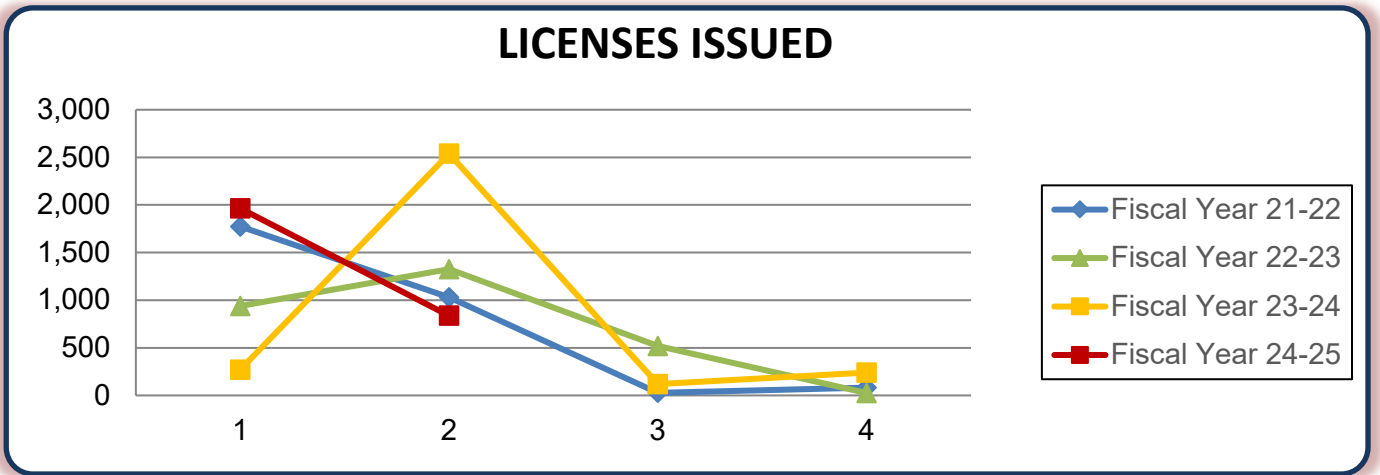
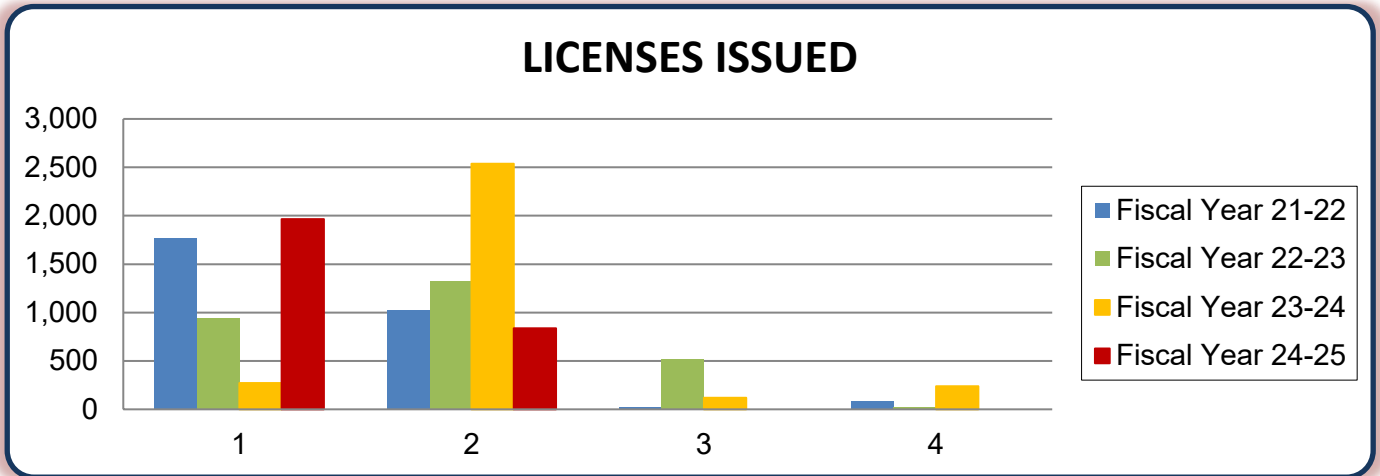
Fiscal Year	Quarter 1	Quarter 2	Quarter 3	Quarter 4	TOTAL
Fiscal Year 24-25	2,174	1,310			<b>3,484</b>
Fiscal Year 23-24	3,763	1,207	2,750	2,086	<b>9,806</b>
Fiscal Year 22-23	2,561	1,131	1,593	2,354	<b>7,639</b>
Fiscal Year 21-22	1,818	857	1,497	2,760	<b>6,932</b>



\*Data provided pertains to Physician's and Surgeon's licenses only and does not include data

**Postgraduate Training Licenses Issued\*  
Fiscal Year History**

Fiscal Year	Quarter 1	Quarter 2	Quarter 3	Quarter 4	TOTAL
Fiscal Year 24-25	1,964	837			<b>2,801</b>
Fiscal Year 23-24	270	2,538	119	240	<b>3,167</b>
Fiscal Year 22-23	939	1,326	520	25	<b>2,810</b>
Fiscal Year 21-22	1,774	1,029	27	81	<b>2,911</b>



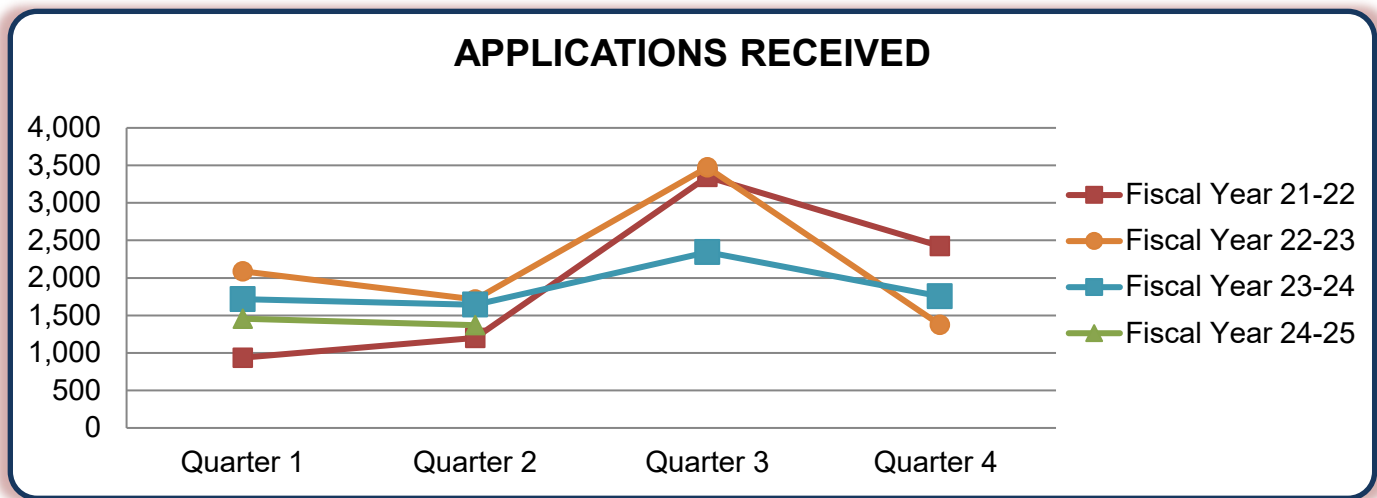
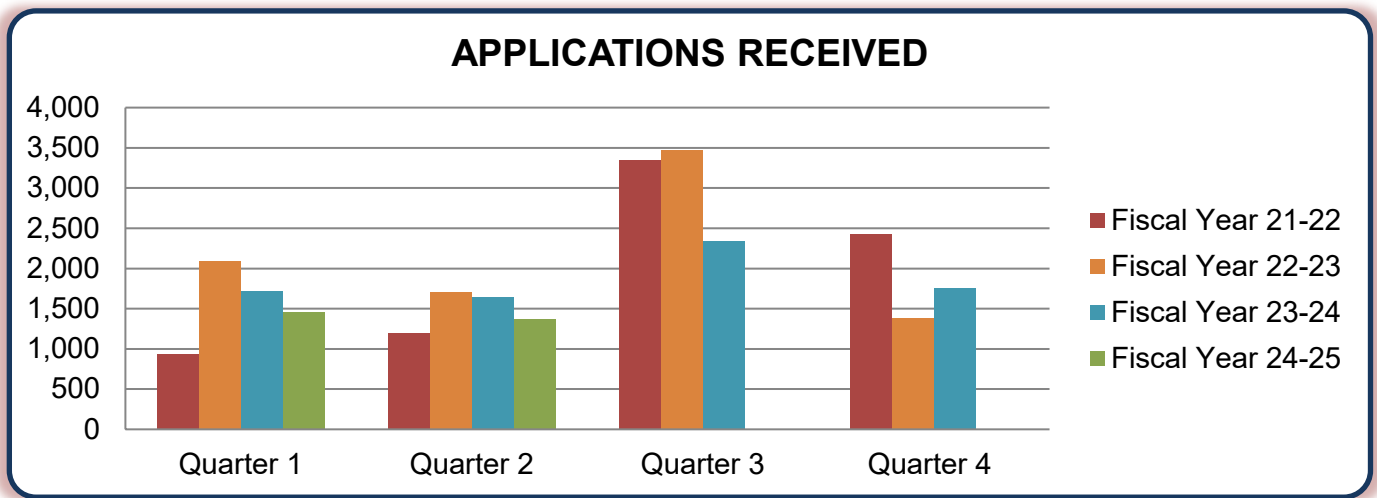
\*Data provided pertains to Postgraduate Training Licenses only and does not include data pertaining to Physician's and Surgeon's Licenses.



**Physician's and Surgeon's Applications Received\*  
Four Fiscal Year History**

Fiscal Year	Quarter 1	Quarter 2	Quarter 3	Quarter 4	TOTAL
Fiscal Year 24-25	1,456	1,370			<b>2,826</b>
Fiscal Year 23-24	1,715	1,642	2,343	1,753	<b>7,453</b>
Fiscal Year 22-23	2,088	1,711	3,473	1,377	<b>8,649</b>
Fiscal Year 21-22	937	1,202	3,347	2,424	<b>7,910</b>

Applications Received data for the current quarter does not include applications received with monies that have not been deposited, as this process may take several weeks.

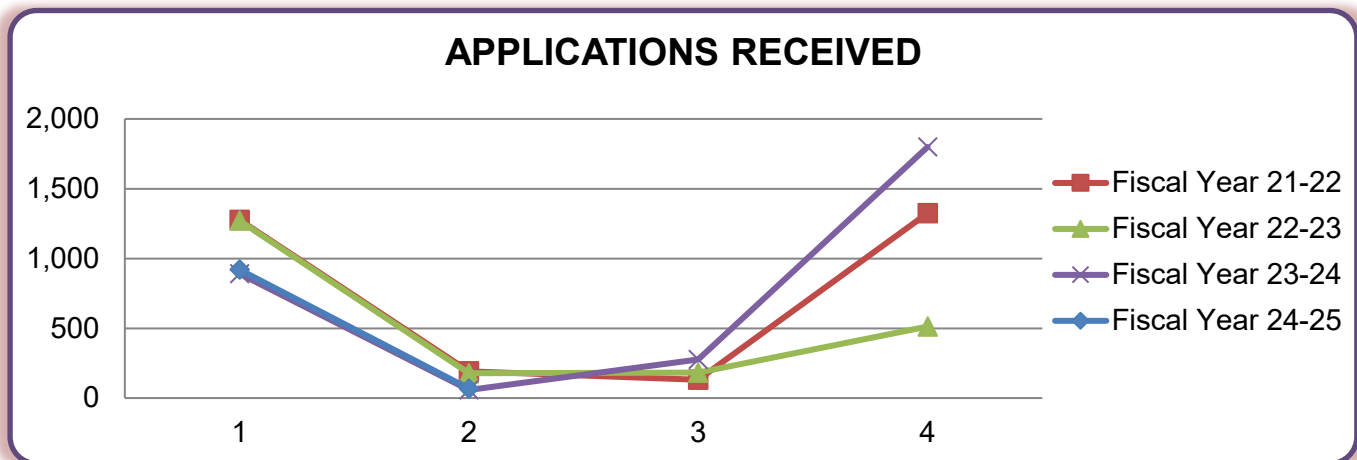
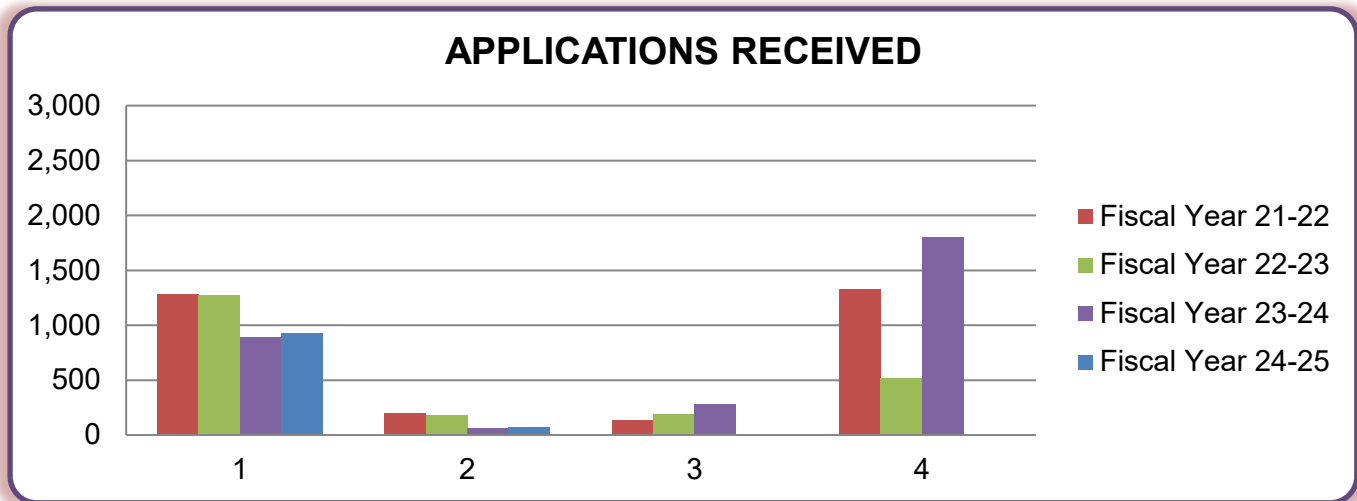


\*Data provided pertains to initial Physician's and Surgeon's license applications and Transition from a PTL to a P&S License applications only and does not include data pertaining to Postgraduate Training Licenses.

### Postgraduate Training License Applications Received\* Fiscal Year History

Fiscal Year	Quarter 1	Quarter 2	Quarter 3	Quarter 4	TOTAL
Fiscal Year 24-25	920	68			<b>988</b>
Fiscal Year 23-24	892	58	277	1,799	<b>3,026</b>
Fiscal Year 22-23	1,271	178	183	513	<b>2,145</b>
Fiscal Year 21-22	1,277	191	131	1,325	<b>2,924</b>

\*Applications Received data for the current quarter does not include applications received with monies that have not been deposited, as this process may take several weeks.



\*Data provided pertains to Postgraduate Training Licenses only and does not include data pertaining to Physician's and Surgeon's applications.