

DATE REPORT ISSUED: May 15, 2025
ATTENTION: Members, Medical Board of California
SUBJECT: Licensing Program Summary
STAFF CONTACT: Douglas Hock, Chief of Licensing

REQUESTED ACTION

This report is intended to provide the Members with an update on the Licensing Program at the Medical Board of California (Board).

PROGRAM UPDATE

In Quarter 3 of Fiscal Year (FY) 2024-2025, the Board received 2,241 initial license applications (1,731 Physician's and Surgeon's (P&S) License applications, 319 Transition applications; 191 Postgraduate Training License (PTL) applications) and issued a total of 1,570 licenses (1,539 P&S licenses and 31 PTLs).

Effective March 1, 2025, the Board no longer accepts and processes forms from applicants via email or mail. Applicants now have the capability to submit documents online through BreEZe. The documents may be attached with the initial license application or after. This update allows applicants to provide required documents to the Board faster and more securely.

In accordance with Business and Professions Code, section 2064.5(g), the Board will confidentially destroy the file of any medical school graduate who was issued a Postgraduate Training Authorization Letter (PTAL) prior to January 1, 2020, and who has not enrolled in a postgraduate training program by April 30, 2025. The Licensing Program has made efforts to contact all remaining PTAL holders, via email and physical mail, informing them of the April 30th deadline.

Starting with licenses that expire in June 2025, the Board will no longer mail paper license renewal notices to P&S licensees. Those with a license that expires June 2025, or later, will be required to renew online through their BreEZe account. The Board will continue to email renewal reminders to licensees' email addresses on file. This change is being made to reduce Board costs and increase efficiency.

EFFICIENCY UPDATE

The Licensing Program continues to seek ways to transition to a paperless system across all areas. The Licensing team has implemented several updates to enhance efficiency and convenience. Applicants reinstating a Physician's and Surgeon's (P&S) License that has been expired for five or more years can now upload additional documents through their BreEZe account. Additionally, the Continuing Medical Education (CME) audit process has been streamlined by eliminating the creation of paper folders, transitioning to electronic record storage, and using email communication for contacting licensees and sending audit-related letters. For CME audits, the vision is

to transition the entire process into BreEZe, eliminating all paper and emails from the process.

These improvements reduce reliance on physical mail, lower long-term document storage costs, and enhance collaboration with the Enforcement Program. Furthermore, the Licensing Program now accepts the Initial License Renewal Verification of ACGME/RCPSC/CFPC Postgraduate Training form through the Direct Online Certification Submission (DOCS) portal. This update simplifies the submission process for postgraduate training verification.

The Licensing Program has simplified its processes to be more electronic-friendly by accepting medical school transcripts via DOCS with less requirements. Since the medical schools are authorized and verified representatives in the DOCS registration process, transcripts can now be submitted without the need for a signature, graduation date, or school seal.

DOCS UPDATE

The Licensing Program continues to work with training programs and medical schools to update their DOCS registration form that includes updated attestation language that would allow the Board to accept a broader range of digital signature types, beyond the five previously accepted by the Board.

WEBMASTER

The Licensing Program responded to 2,571 emails from the Licensing Webmaster in Quarter 3 of the current fiscal year. The most responded topics during this quarter were license updates, continuing medical education and fictitious name permit questions.

OUTREACH

In Quarter 3 of FY 2024-2025, the Board conducted a webinar to inform programs and applicants about the licensing renewal law that became effective on January 1, 2025. The recorded webinar is accessible on the Board's [YouTube channel](#) and on the Board's website.

Additionally, licensing staff participated in the February Board Meeting in Fresno, where they answered licensing inquiries and guided programs, applicants, and licensees through the licensing process. The meeting also highlighted several future outreach opportunities, including a follow-up discussion with the California Orthopaedic Association.

CONSUMER INFORMATION UNIT

In Quarter 3 of FY 2024-2025, the Consumer Information Unit (CIU) received 14,614 calls, with an average wait time of six minutes. Three of the topics most responded to in CIU during this quarter were renewal assistance, complaint questions, and application questions.

WORKLOAD REPORT
as of March 31, 2025

CONSUMER INFORMATION UNIT Fiscal Year 24-25	2024-2025	Quarter 1	Quarter 2	Quarter 3	Quarter 4
Total Calls Answered	36,173	13,443	11,427	11,303	
*Calls Requesting Call Back	6,653	2,685	1,755	2,213	
Calls Abandoned	4,671	1,792	1,226	1,653	

CONSUMER INFORMATION UNIT Fiscal Year 23-24	2023-2024	Quarter 1	Quarter 2	Quarter 3	Quarter 4
Total Calls Answered	54,782	14,561	13,304	13,427	13,490
*Calls Requesting Call Back	18,674	5,239	4,981	3,917	4,537
Calls Abandoned	11,241	3,320	3,225	2,581	2,115

*Calls Requesting Call Back is a subset of Total Calls Answered

PHYSICIAN & SURGEON DATA Fiscal Year 24-25	2024-2025	Quarter 1	Quarter 2	Quarter 3	Quarter 4
P&S Initial License Apps Received	3,836	922	1,183	1,731	
P&S Transition Apps Received	1,040	534	187	319	
*Total P&S Applications Received	4,876	1,456	1,370	2,050	
Initial Reviews Completed	4,849	1,455	1,684	1,710	
Licenses Issued	5,024	2,175	1,310	1,539	
Renewals Issued	53,715	19,246	16,855	17,614	

PHYSICIAN & SURGEON DATA Fiscal Year 23-24	2023-2024	Quarter 1	Quarter 2	Quarter 3	Quarter 4
P&S Initial License Apps Received	5,094	946	1,302	1,722	1,124
P&S Transition Apps Received	2,359	769	340	621	629
*Total P&S Applications Received	7,453	1,715	1,642	2,343	1,753
Initial Reviews Completed	10,557	3,445	2,626	2,524	1,962
Licenses Issued	9,806	3,763	1,207	2,750	2,086
Renewals Issued	72,685	18,553	16,861	18,820	18,451

POSTGRADUATE TRAINING LICENSE DATA Fiscal Year 24-25	2024-2025	Quarter 1	Quarter 2	Quarter 3	Quarter 4
*Applications Received	1,179	920	68	191	
Initial Reviews Completed	1,991	1,773	184	34	
Licenses Issued	2,832	1,964	837	31	

POSTGRADUATE TRAINING LICENSE DATA Fiscal Year 23-24	2023-2024	Quarter 1	Quarter 2	Quarter 3	Quarter 4
*Applications Received	3,026	892	58	277	1,799
Initial Reviews Completed	4,013	846	2,053	24	1,090
Licenses Issued	3,167	270	2,538	119	240

*Applications Received does not include applications received with monies that have not been deposited, as this process may take several weeks.

**WORKLOAD REPORT
as of March 31, 2025**

CATEGORIES OF APPLICATIONS REFERRED TO SENIOR REVIEW 2* Fiscal Year 24-25	2024-2025	Quarter 1	Quarter 2	Quarter 3	Quarter 4
Alcohol/Drugs	14	5	6	3	
PG/Medical Knowledge	71	29	24	18	
Convictions	10	4	5	1	
Other	22	6	12	4	

CATEGORIES OF APPLICATIONS REFERRED TO SENIOR REVIEW 2* Fiscal Year 23-24	2023-2024	Quarter 1	Quarter 2	Quarter 3	Quarter 4
Alcohol/Drugs	21	5	3	7	6
PG/Medical Knowledge	90	26	25	18	21
Convictions	23	4	8	7	4
Other	32	6	10	12	4

*One application may be counted in more

0

LICENSED MIDWIVES Fiscal Year 24-25	2024-2025	Quarter 1	Quarter 2	Quarter 3	Quarter 4
Applications Received	26	9	10	7	
Licenses Issued	25	8	8	9	
Licenses Renewed	171	50	58	63	

LICENSED MIDWIVES Fiscal Year 23-24	2023-2024	Quarter 1	Quarter 2	Quarter 3	Quarter 4
Applications Received	26	11	5	7	3
Licenses Issued	26	11	6	8	1
Licenses Renewed	219	53	53	53	60

FICTITIOUS NAME PERMIT Fiscal Year 24-25	2024-2025	Quarter 1	Quarter 2	Quarter 3	Quarter 4
P&S - FNP Received	1,447	508	410	529	
P&S - FNP Issued	1,395	493	407	495	
P&S - FNP Renewed	4,017	1,330	1,302	1,385	
Podiatric FNP Received	17	6	10	1	
Podiatric FNP Issued	21	10	4	7	
Podiatric FNP Renewed	73	31	14	28	

FICTITIOUS NAME PERMIT Fiscal Year 23-24	2023-2024	Quarter 1	Quarter 2	Quarter 3	Quarter 4
P&S - FNP Received	1,876	485	420	483	488
P&S - FNP Issued	1,713	474	400	410	429
P&S - FNP Renewed	5,280	1,232	1,287	1,462	1,299
Podiatric FNP Received	28	7	6	9	6
Podiatric FNP Issued	23	8	5	8	2
Podiatric FNP Renewed	98	21	23	24	30

WORKLOAD REPORT
as of March 31, 2025

POLYSOMNOGRAPHY Fiscal Year 24-25	2024-2025	Quarter 1	Quarter 2	Quarter 3	Quarter 4
Trainee Applications Received	65	17	11	37	
Trainee Registrations Issued	54	18	10	26	
Trainee Registrations Renewed	11	5	0	6	
Technician Applications Received	29	11	8	10	
Technician Registrations Issued	21	7	9	5	
Technician Registrations Renewed	48	14	19	15	
Technologist Applications Received	28	8	7	13	
Technologist Registrations Issued	23	9	5	9	
Technologist Registrations Renewed	320	130	106	84	

POLYSOMNOGRAPHY Fiscal Year 23-24	2023-2024	Quarter 1	Quarter 2	Quarter 3	Quarter 4
Trainee Applications Received	58	9	12	21	16
Trainee Registrations Issued	54	13	9	15	17
Trainee Registrations Renewed	13	5	4	2	2
Technician Applications Received	24	2	8	8	6
Technician Registrations Issued	25	4	7	3	11
Technician Registrations Renewed	53	15	6	18	14
Technologist Applications Received	40	9	12	10	9
Technologist Registrations Issued	37	9	12	7	9
Technologist Registrations Renewed	173	56	43	29	45

RESEARCH PSYCHOANALYST Fiscal Year 24-25	2024-2025	Quarter 1	Quarter 2	Quarter 3	Quarter 4
RP Applications Received	5	2	3		
RP Licenses Issued	7	3	4		
RP Licenses Renewed	12	7	5		

RESEARCH PSYCHOANALYST Fiscal Year 23-24	2023-2024	Quarter 1	Quarter 2	Quarter 3	Quarter 4
RP Applications Received	6	1	2	0	3
RP Licenses Issued	5	1	3	0	1
RP Licenses Renewed	65	0	38	23	4

WORKLOAD REPORT
as of March 31, 2025

SPECIAL PROGRAMS Fiscal Year 24-25	2024-2025	Quarter 1	Quarter2	Quarter 3	Quarter 4
2111 Applications Received	8	2	6	0	
2111 Applications Reviewed	8	2	5	1	
2111 Permits Issued	8	1	6	1	
2111 Permits Renewed	9	1	0	8	
2112 Applications Received	1	1	0	0	
2112 Applications Reviewed	1	1	0	0	
2112 Permits Issued	1	0	1	0	
2112 Permits Renewed	0	0	0	0	
2113 Applications Received	34	9	14	11	
2113 Applications Reviewed	32	11	14	7	
2113 Permits Issued	36	14	8	14	
2113 Permits Renewed	29	9	10	10	
2168 Applications Received	2	2	0	0	
2168 Applications Reviewed	2	0	2	0	
2168 Permits Issued	0	0	0	0	
2168 Permits Renewed	10	5	2	3	

SPECIAL PROGRAMS Fiscal Year 23-24	2023-2024	Quarter 1	Quarter2	Quarter 3	Quarter 4
2111 Applications Received	19	6	2	9	2
2111 Applications Reviewed	21	5	4	10	2
2111 Permits Issued	19	5	4	9	1
2111 Permits Renewed	16	5	4	3	4
2112 Applications Received	0	0	0	0	0
2112 Applications Reviewed	0	0	0	0	0
2112 Permits Issued	0	0	0	0	0
2112 Permits Renewed	0	0	0	0	0
2113 Applications Received	41	6	11	13	11
2113 Applications Reviewed	43	9	4	20	10
2113 Permits Issued	38	16	2	12	8
2113 Permits Renewed	50	9	8	10	23
2168 Applications Received	2	0	2	0	0
2168 Applications Reviewed	2	0	2	0	0
2168 Permits Issued	2	0	0	1	1
2168 Permits Renewed	10	4	2	0	4

2111 - Visiting Fellow (doesn't satisfy postgraduate training required for licensure)

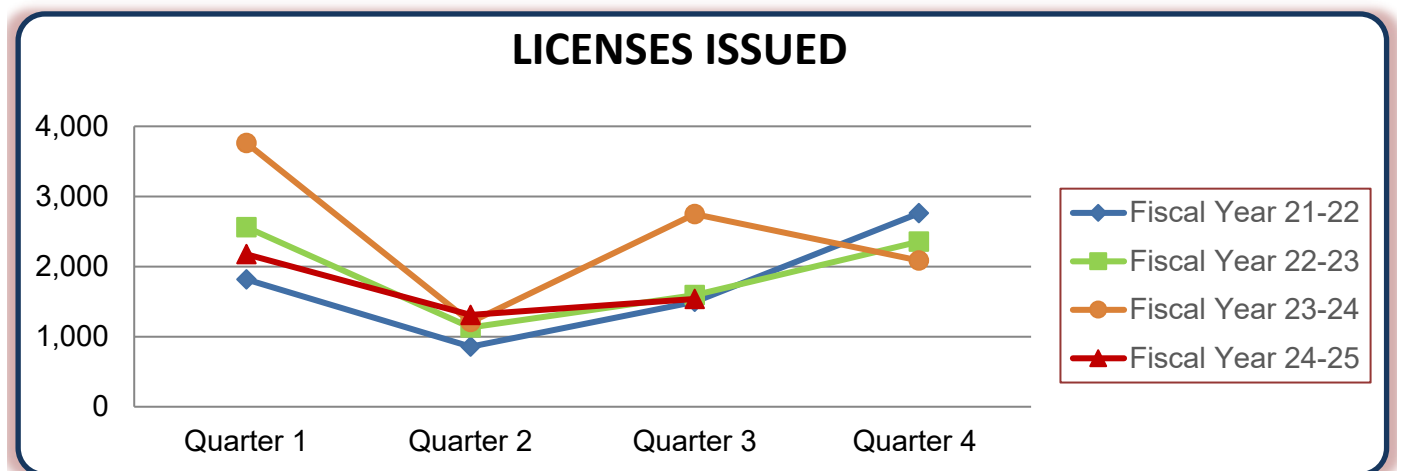
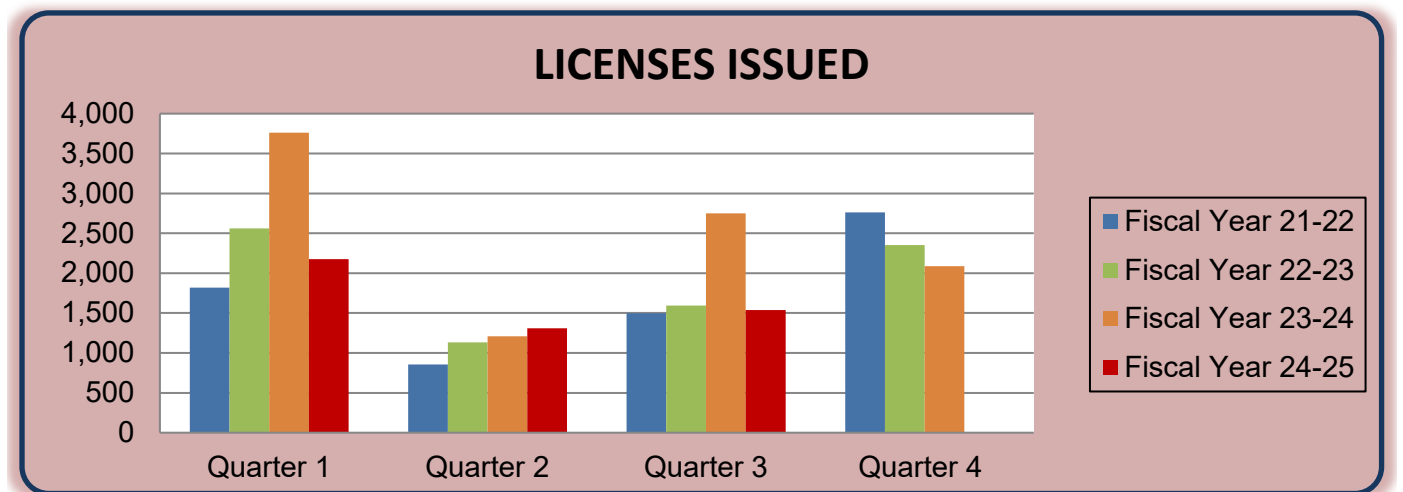
2112 - Hospital Fellowship Program Non-Citizen (doesn't satisfy postgraduate training required for licensure)

2113 - Medical School Faculty Member (may satisfy postgraduate training required for licensure)

2168 - Special Faculty Permit (academically eminent; unrestricted practice within sponsoring medical school - not eligible for licensure)

Physician's and Surgeon's Licenses Issued*
Four Fiscal Year History

Fiscal Year	Quarter 1	Quarter 2	Quarter 3	Quarter 4	TOTAL
Fiscal Year 24-25	2,175	1,310	1,539		5,024
Fiscal Year 23-24	3,763	1,207	2,750	2,086	9,806
Fiscal Year 22-23	2,561	1,131	1,593	2,354	7,639
Fiscal Year 21-22	1,818	857	1,497	2,760	6,932

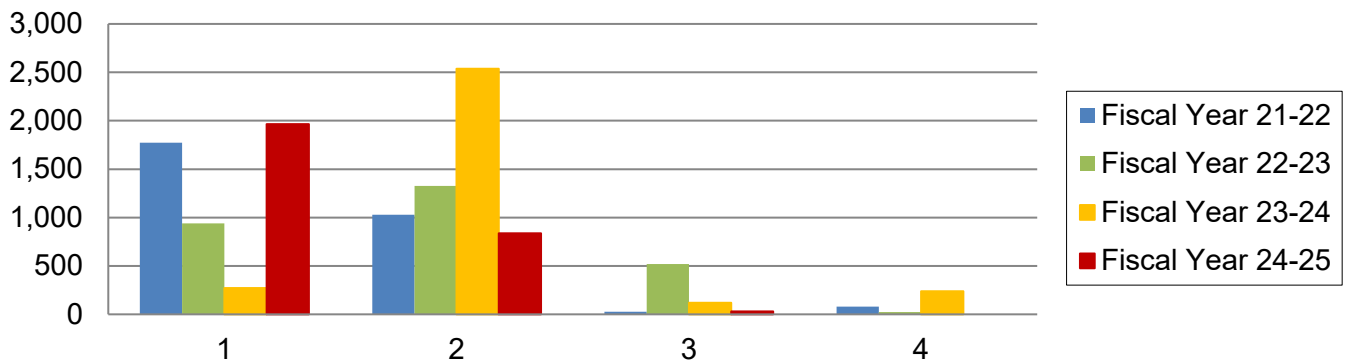


*Data provided pertains to Physician's and Surgeon's licenses only and does not include data

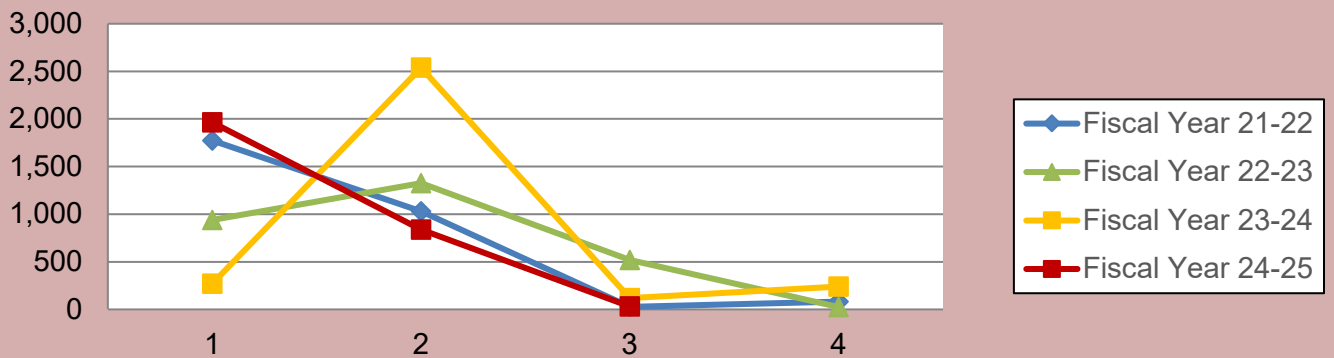
Postgraduate Training Licenses Issued* Fiscal Year History

Fiscal Year	Quarter 1	Quarter 2	Quarter 3	Quarter 4	TOTAL
Fiscal Year 24-25	1,964	837	31		2,832
Fiscal Year 23-24	270	2,538	119	240	3,167
Fiscal Year 22-23	939	1,326	520	25	2,810
Fiscal Year 21-22	1,774	1,029	27	81	2,911

LICENSES ISSUED



LICENSES ISSUED



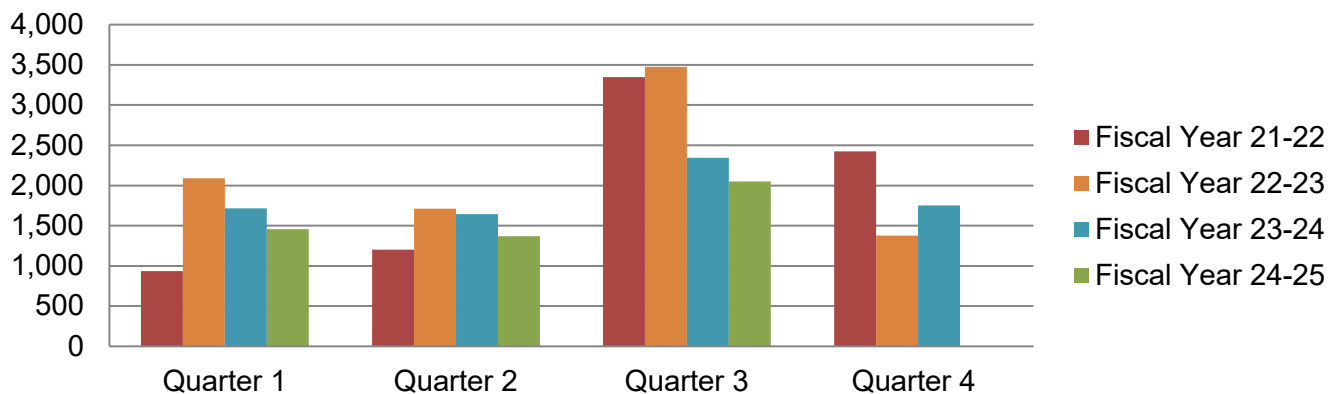
*Data provided pertains to Postgraduate Training Licenses only and does not include data pertaining to Physician's and Surgeon's Licenses.

Physician's and Surgeon's Applications Received* Four Fiscal Year History

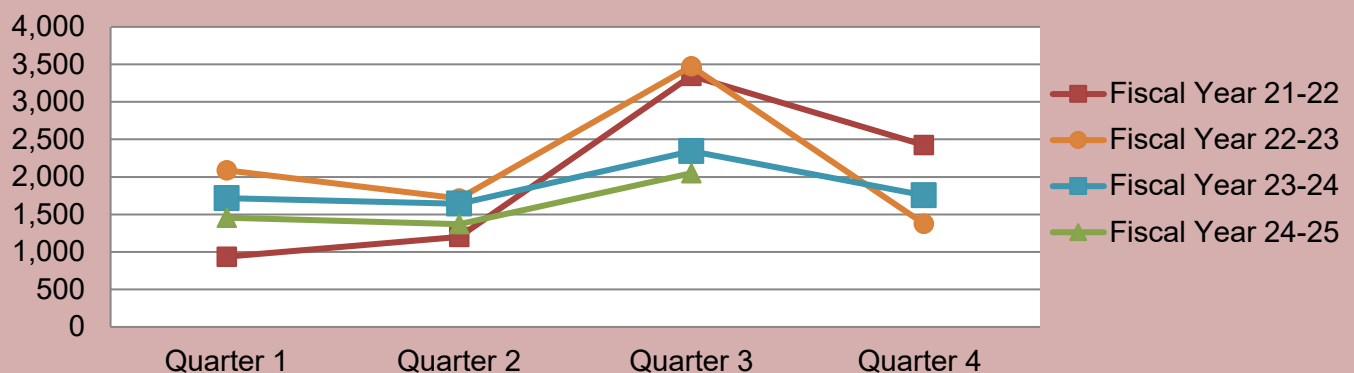
Fiscal Year	Quarter 1	Quarter 2	Quarter 3	Quarter 4	TOTAL
Fiscal Year 24-25	1,456	1,370	2,050		4,876
Fiscal Year 23-24	1,715	1,642	2,343	1,753	7,453
Fiscal Year 22-23	2,088	1,711	3,473	1,377	8,649
Fiscal Year 21-22	937	1,202	3,347	2,424	7,910

Applications Received data for the current quarter does not include applications received with monies that have not been deposited, as this process may take several weeks.

APPLICATIONS RECEIVED



APPLICATIONS RECEIVED



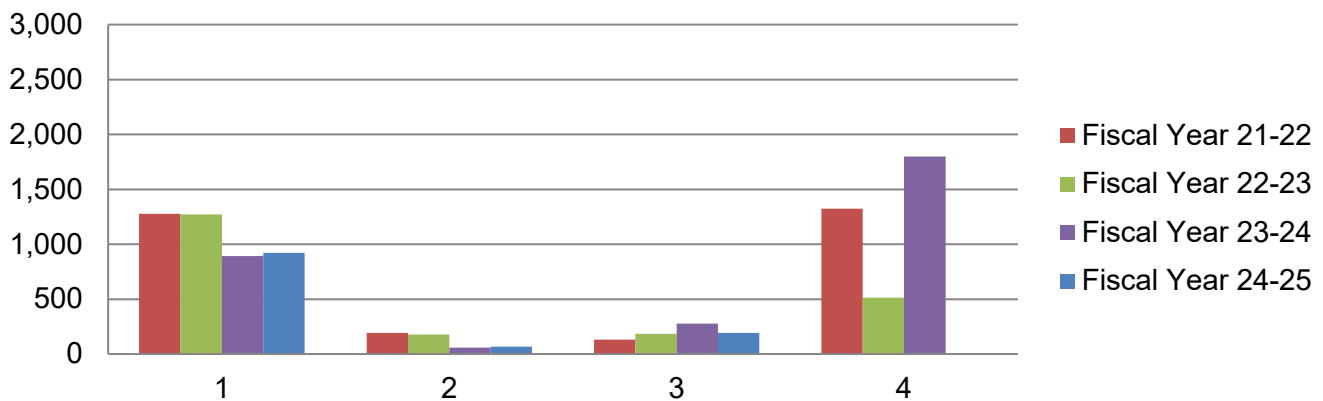
*Data provided pertains to initial Physician's and Surgeon's license applications and Transition from a PTL to a P&S License applications only and does not include data pertaining to Postgraduate Training Licenses.

Postgraduate Training License Applications Received* Fiscal Year History

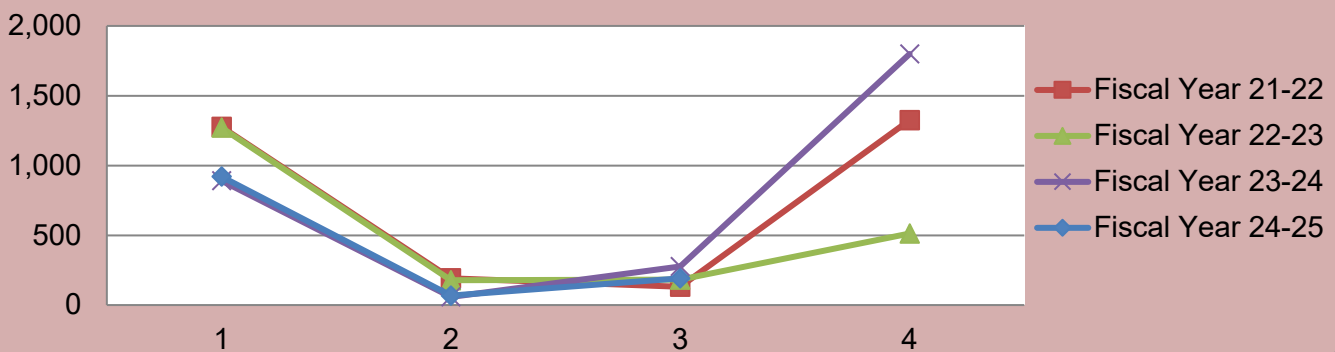
Fiscal Year	Quarter 1	Quarter 2	Quarter 3	Quarter 4	TOTAL
Fiscal Year 24-25	920	68	191		1,179
Fiscal Year 23-24	892	58	277	1,799	3,026
Fiscal Year 22-23	1,271	178	183	513	2,145
Fiscal Year 21-22	1,277	191	131	1,325	2,924

*Applications Received data for the current quarter does not include applications received with monies that have not been deposited, as this process may take several weeks.

APPLICATIONS RECEIVED



APPLICATIONS RECEIVED



*Data provided pertains to Postgraduate Training Licenses only and does not include data pertaining to Physician's and Surgeon's applications.