

DATE REPORT ISSUED: August 21, 2025
ATTENTION: Members, Medical Board of California
SUBJECT: Licensing Program Summary
STAFF CONTACT: Douglas Hock, Chief of Licensing

REQUESTED ACTION

This report is intended to provide the Members with an update on the Licensing Program at the Medical Board of California (Board).

PROGRAM UPDATE

In Quarter 4 of Fiscal Year (FY) 2024-2025, the Board received 3,471 initial license applications (1,127 Physician's and Surgeon's (P&S) License applications, 481 Transition applications; 1,863 Postgraduate Training License (PTL) applications) and issued a total of 1,743 licenses (1,616 P&S licenses and 127 PTLs).

The Board launched a new webpage to support postgraduate training programs by providing clear guidance, deadlines, required documents, and tools to help with the licensing application process. The new resource page is part of the Board's ongoing efforts to streamline processes and improve communication with training institutions.

Effective July 1, 2025, Canadian medical graduates must obtain ECFMG certification to enter U.S. residency programs, as Canadian medical schools are no longer accredited by the Liaison Committee on Medical Education. Accreditation now rests solely with the Committee on Accreditation of Canadian Medical Schools, reclassifying these graduates as international medical graduates for the purpose of applying to U.S. residency programs.

EFFICIENCY UPDATE

The Licensing Program continues to seek ways to streamline internal processes to improve efficiency and reduce delays. Some recent updates include:

- **Application for Duplicate Wall Certificate Form**
Updated to reflect current procedures, eliminated unnecessary sections, and information requests.
- **Deficiency Phrases, Applicant Letters, and Application Checklists**
Revised for clarity, consistency, and alignment with current licensing procedures to help improve applicant understanding and reduce processing delays.

DOCS UPDATE

The Licensing Program continues to work with training programs and medical schools to update DOCS registration forms to allow broader acceptance of digital signature types. As of June 30, 2025, there are 1,458 active medical school users from 778 medical schools and 6,787 users from 7,331 postgraduate training programs at 963 facilities.

LICENSING WEBMASTER

The Licensing Program responded to 2,763 emails from the Licensing Webmaster in Quarter 4 of the current fiscal year. The most responded topics during this quarter were license updates, initial renewals, and fictitious name permit questions.

OUTREACH

In Quarter 4, the Board conducted 14 outreach activities (11 in-person, three virtual). During these events, the Board addressed licensing inquiries and guided programs, applicants, and licensees through the licensing and renewal processes. Topics discussed included, but were not limited to, new ECFMG requirement for Canadian applicants, PTL requirements, and first and second time renewal requirements.

CONSUMER INFORMATION UNIT

In Quarter 4 of FY 2024-2025, the Consumer Information Unit (CIU) received 19,202 calls, with an average wait time of six minutes. Three of the topics most responded to in CIU during this quarter were renewal assistance, complaint questions, and application questions.

WORKLOAD REPORT
as of June 30, 2025

CONSUMER INFORMATION UNIT Fiscal Year 24-25	2024-2025	Quarter 1	Quarter 2	Quarter 3	Quarter 4
Total Calls Answered	50,345	13,443	11,427	11,303	14,172
*Calls Requesting Call Back	12,125	2,685	1,755	2,213	5,472
Calls Abandoned	6,554	1,792	1,226	1,653	1,883

CONSUMER INFORMATION UNIT Fiscal Year 23-24	2023-2024	Quarter 1	Quarter 2	Quarter 3	Quarter 4
Total Calls Answered	54,782	14,561	13,304	13,427	13,490
*Calls Requesting Call Back	18,674	5,239	4,981	3,917	4,537
Calls Abandoned	11,241	3,320	3,225	2,581	2,115

*Calls Requesting Call Back is a subset of Total Calls Answered

PHYSICIAN & SURGEON DATA Fiscal Year 24-25	2024-2025	Quarter 1	Quarter 2	Quarter 3	Quarter 4
P&S Initial License Apps Received	4,965	922	1,181	1,735	1,127
P&S Transition Apps Received	1,523	534	187	321	481
*Total P&S Applications Received	6,488	1,456	1,368	2,056	1,608
Initial Reviews Completed	6,186	1,455	1,684	1,718	1,329
Licenses Issued	6,640	2,175	1,310	1,539	1,616
Renewals Issued	73,619	19,246	16,855	17,595	19,923

PHYSICIAN & SURGEON DATA Fiscal Year 23-24	2023-2024	Quarter 1	Quarter 2	Quarter 3	Quarter 4
P&S Initial License Apps Received	5,094	946	1,302	1,722	1,124
P&S Transition Apps Received	2,359	769	340	621	629
*Total P&S Applications Received	7,453	1,715	1,642	2,343	1,753
Initial Reviews Completed	10,557	3,445	2,626	2,524	1,962
Licenses Issued	9,806	3,763	1,207	2,750	2,086
Renewals Issued	72,685	18,553	16,861	18,820	18,451

POSTGRADUATE TRAINING LICENSE DATA Fiscal Year 24-25	2024-2025	Quarter 1	Quarter 2	Quarter 3	Quarter 4
*Applications Received	3,034	920	70	181	1,863
Initial Reviews Completed	2,850	1,773	186	31	860
Licenses Issued	2,947	1,952	837	31	127

POSTGRADUATE TRAINING LICENSE DATA Fiscal Year 23-24	2023-2024	Quarter 1	Quarter 2	Quarter 3	Quarter 4
*Applications Received	3,026	892	58	277	1,799
Initial Reviews Completed	4,013	846	2,053	24	1,090
Licenses Issued	3,167	270	2,538	119	240

*Applications Received does not include applications received with monies that have not been deposited, as this process may take several weeks.

WORKLOAD REPORT
as of June 30, 2025

CATEGORIES OF APPLICATIONS REFERRED TO SENIOR REVIEW 2* Fiscal Year 24-25	2024-2025	Quarter 1	Quarter 2	Quarter 3	Quarter 4
Alcohol/Drugs	15	5	6	3	1
PG/Medical Knowledge	88	29	24	18	17
Convictions	12	4	5	1	2
Other	33	6	12	4	11

CATEGORIES OF APPLICATIONS REFERRED TO SENIOR REVIEW 2* Fiscal Year 23-24	2023-2024	Quarter 1	Quarter 2	Quarter 3	Quarter 4
Alcohol/Drugs	21	5	3	7	6
PG/Medical Knowledge	90	26	25	18	21
Convictions	23	4	8	7	4
Other	32	6	10	12	4

*One application may be counted in more

0

LICENSED MIDWIVES Fiscal Year 24-25	2024-2025	Quarter 1	Quarter 2	Quarter 3	Quarter 4
Applications Received	36	9	10	6	11
Licenses Issued	34	8	8	9	9
Licenses Renewed	245	50	58	63	74

LICENSED MIDWIVES Fiscal Year 23-24	2023-2024	Quarter 1	Quarter 2	Quarter 3	Quarter 4
Applications Received	26	11	5	7	3
Licenses Issued	26	11	6	8	1
Licenses Renewed	219	53	53	53	60

FICTITIOUS NAME PERMIT Fiscal Year 24-25	2024-2025	Quarter 1	Quarter 2	Quarter 3	Quarter 4
P&S - FNP Received	2,154	508	410	528	708
P&S - FNP Issued	2,028	493	407	495	633
P&S - FNP Renewed	5,352	1,330	1,302	1,378	1,342
Podiatric FNP Received	31	6	10	7	8
Podiatric FNP Issued	31	10	4	7	10
Podiatric FNP Renewed	94	31	14	27	22

FICTITIOUS NAME PERMIT Fiscal Year 23-24	2023-2024	Quarter 1	Quarter 2	Quarter 3	Quarter 4
P&S - FNP Received	1,876	485	420	483	488
P&S - FNP Issued	1,713	474	400	410	429
P&S - FNP Renewed	5,280	1,232	1,287	1,462	1,299
Podiatric FNP Received	28	7	6	9	6
Podiatric FNP Issued	23	8	5	8	2
Podiatric FNP Renewed	98	21	23	24	30

WORKLOAD REPORT
as of June 30, 2025

POLYSOMNOGRAPHY Fiscal Year 24-25	2024-2025	Quarter 1	Quarter 2	Quarter 3	Quarter 4
Trainee Applications Received	79	17	11	37	14
Trainee Registrations Issued	77	18	10	26	23
Trainee Registrations Renewed	22	5	0	6	11
Technician Applications Received	37	11	8	10	8
Technician Registrations Issued	31	6	9	5	11
Technician Registrations Renewed	64	14	18	14	18
Technologist Applications Received	42	8	7	13	14
Technologist Registrations Issued	30	9	5	9	7
Technologist Registrations Renewed	393	130	107	83	73

POLYSOMNOGRAPHY Fiscal Year 23-24	2023-2024	Quarter 1	Quarter 2	Quarter 3	Quarter 4
Trainee Applications Received	58	9	12	21	16
Trainee Registrations Issued	54	13	9	15	17
Trainee Registrations Renewed	13	5	4	2	2
Technician Applications Received	24	2	8	8	6
Technician Registrations Issued	25	4	7	3	11
Technician Registrations Renewed	53	15	6	18	14
Technologist Applications Received	40	9	12	10	9
Technologist Registrations Issued	37	9	12	7	9
Technologist Registrations Renewed	173	56	43	29	45

RESEARCH PSYCHOANALYST Fiscal Year 24-25	2024-2025	Quarter 1	Quarter 2	Quarter 3	Quarter 4
RP Applications Received	5	2	3		
RP Licenses Issued	7	3	4		
RP Licenses Renewed	12	7	5		

RESEARCH PSYCHOANALYST Fiscal Year 23-24	2023-2024	Quarter 1	Quarter 2	Quarter 3	Quarter 4
RP Applications Received	6	1	2	0	3
RP Licenses Issued	5	1	3	0	1
RP Licenses Renewed	65	0	38	23	4

WORKLOAD REPORT
as of June 30, 2025

SPECIAL PROGRAMS Fiscal Year 24-25	2024-2025	Quarter 1	Quarter2	Quarter 3	Quarter 4
2111 Applications Received	12	2	6	0	4
2111 Applications Reviewed	11	2	5	1	3
2111 Permits Issued	10	1	6	1	2
2111 Permits Renewed	11	1	0	8	2
2112 Applications Received	1	1	0	0	0
2112 Applications Reviewed	1	1	0	0	0
2112 Permits Issued	1	0	1	0	0
2112 Permits Renewed	1	0	0	0	1
2113 Applications Received	47	9	14	11	13
2113 Applications Reviewed	46	11	12	14	9
2113 Permits Issued	46	14	8	14	10
2113 Permits Renewed	54	9	10	10	25
2168 Applications Received	5	2	0	0	3
2168 Applications Reviewed	4	0	2	0	2
2168 Permits Issued	1	0	0	0	1
2168 Permits Renewed	11	5	2	3	1

SPECIAL PROGRAMS Fiscal Year 23-24	2023-2024	Quarter 1	Quarter2	Quarter 3	Quarter 4
2111 Applications Received	19	6	2	9	2
2111 Applications Reviewed	21	5	4	10	2
2111 Permits Issued	19	5	4	9	1
2111 Permits Renewed	16	5	4	3	4
2112 Applications Received	0	0	0	0	0
2112 Applications Reviewed	0	0	0	0	0
2112 Permits Issued	0	0	0	0	0
2112 Permits Renewed	0	0	0	0	0
2113 Applications Received	41	6	11	13	11
2113 Applications Reviewed	43	9	4	20	10
2113 Permits Issued	38	16	2	12	8
2113 Permits Renewed	50	9	8	10	23
2168 Applications Received	2	0	2	0	0
2168 Applications Reviewed	2	0	2	0	0
2168 Permits Issued	2	0	0	1	1
2168 Permits Renewed	10	4	2	0	4

2111 - Visiting Fellow (doesn't satisfy postgraduate training required for licensure)

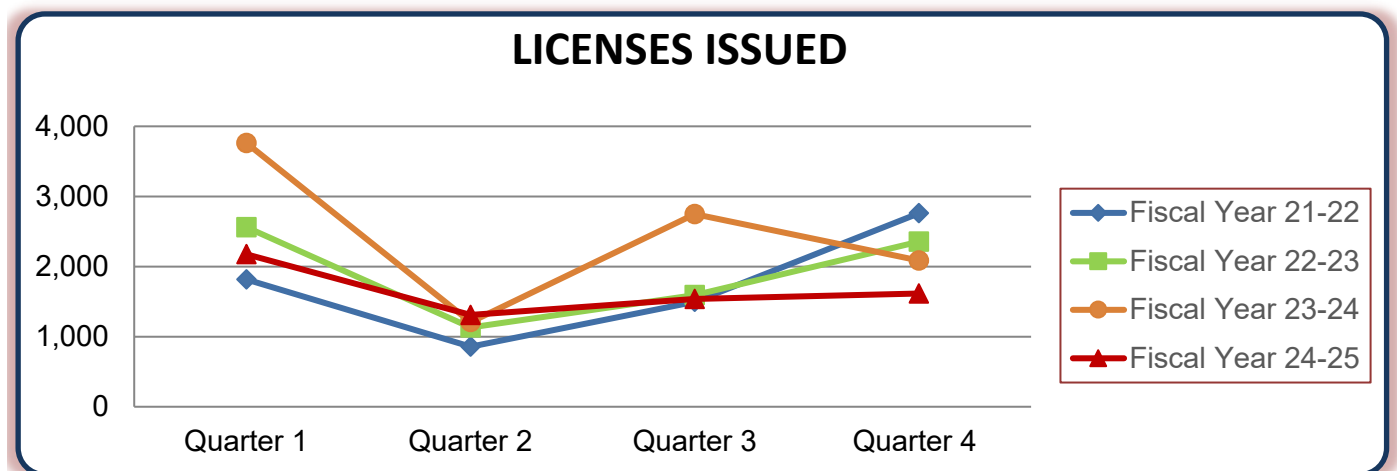
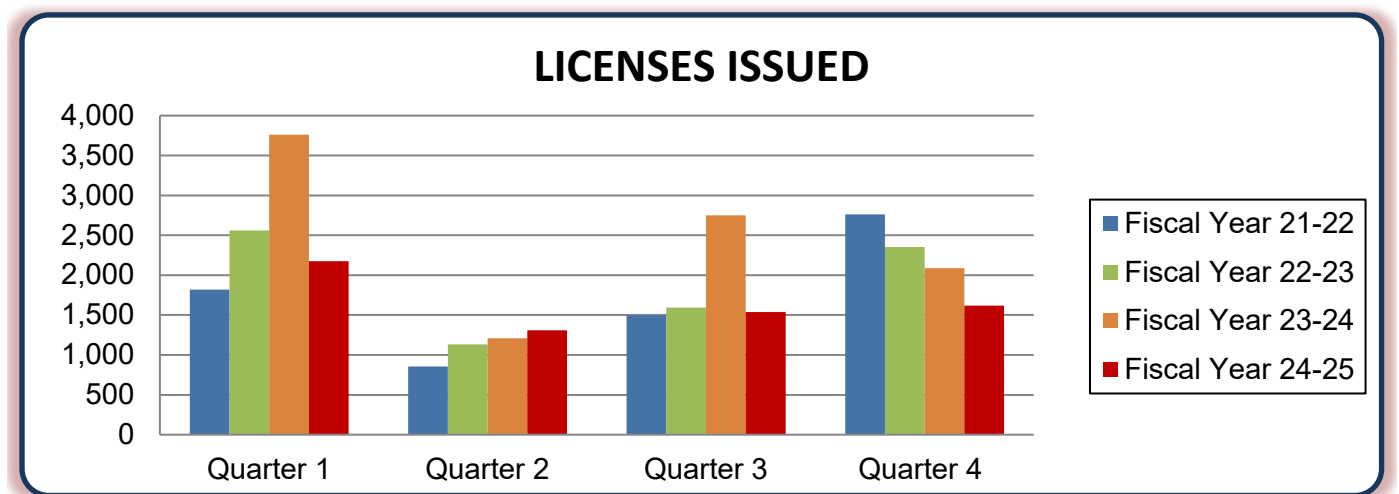
2112 - Hospital Fellowship Program Non-Citizen (doesn't satisfy postgraduate training required for licensure)

2113 - Medical School Faculty Member (may satisfy postgraduate training required for licensure)

2168 - Special Faculty Permit (academically eminent; unrestricted practice within sponsoring medical school - not eligible for licensure)

Physician's and Surgeon's Licenses Issued* Four Fiscal Year History

Fiscal Year	Quarter 1	Quarter 2	Quarter 3	Quarter 4	TOTAL
Fiscal Year 24-25	2,175	1,310	1,539	1,616	6,640
Fiscal Year 23-24	3,763	1,207	2,750	2,086	9,806
Fiscal Year 22-23	2,561	1,131	1,593	2,354	7,639
Fiscal Year 21-22	1,818	857	1,497	2,760	6,932

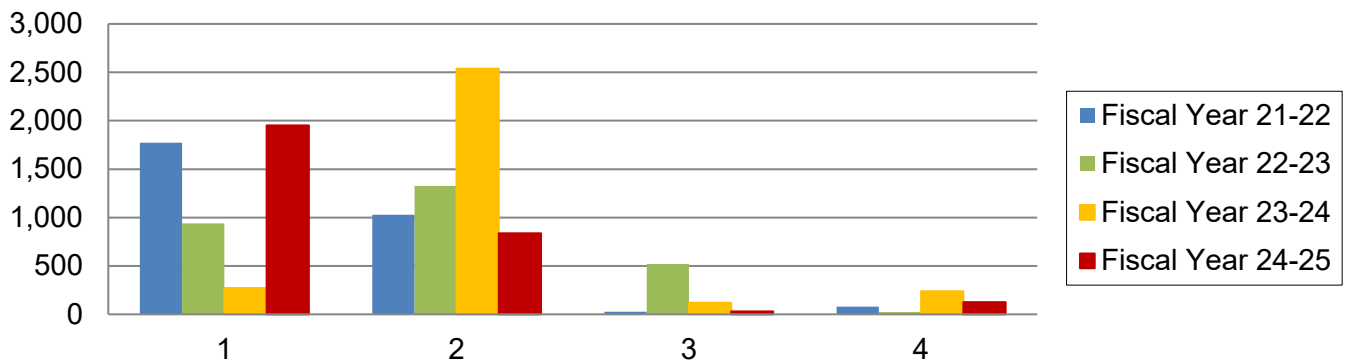


*Data provided pertains to Physician's and Surgeon's licenses only and does not include data

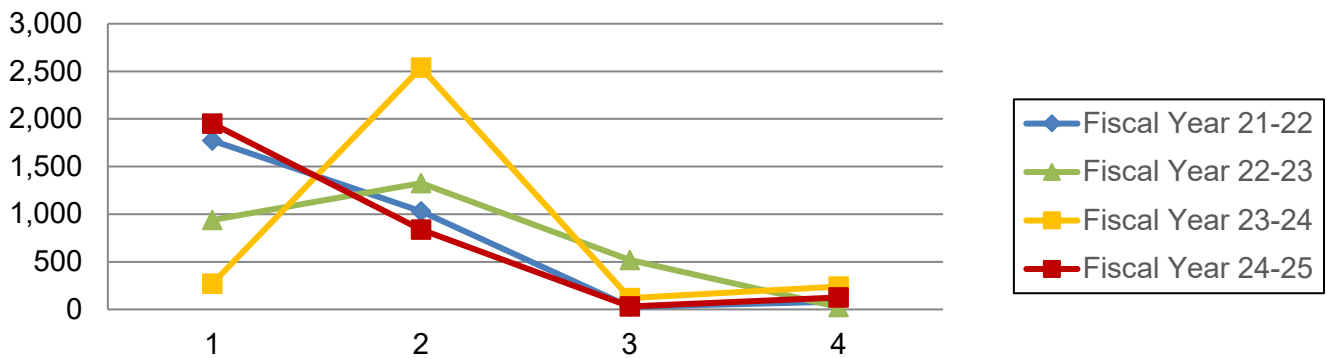
Postgraduate Training Licenses Issued* Fiscal Year History

Fiscal Year	Quarter 1	Quarter 2	Quarter 3	Quarter 4	TOTAL
Fiscal Year 24-25	1,952	837	31	127	2,947
Fiscal Year 23-24	270	2,538	119	240	3,167
Fiscal Year 22-23	939	1,326	520	25	2,810
Fiscal Year 21-22	1,774	1,029	27	81	2,911

LICENSES ISSUED



LICENSES ISSUED



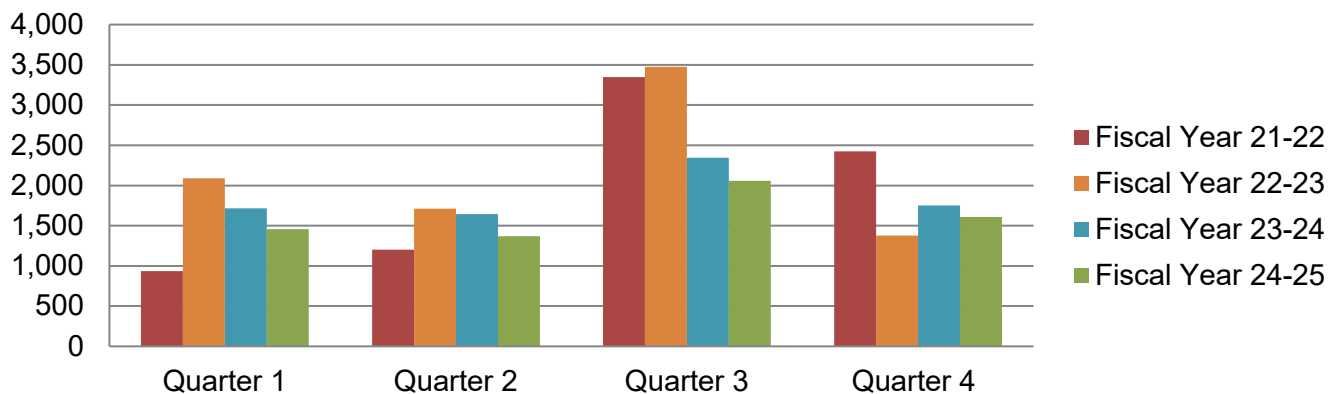
*Data provided pertains to Postgraduate Training Licenses only and does not include data pertaining to Physician's and Surgeon's Licenses.

Physician's and Surgeon's Applications Received* Four Fiscal Year History

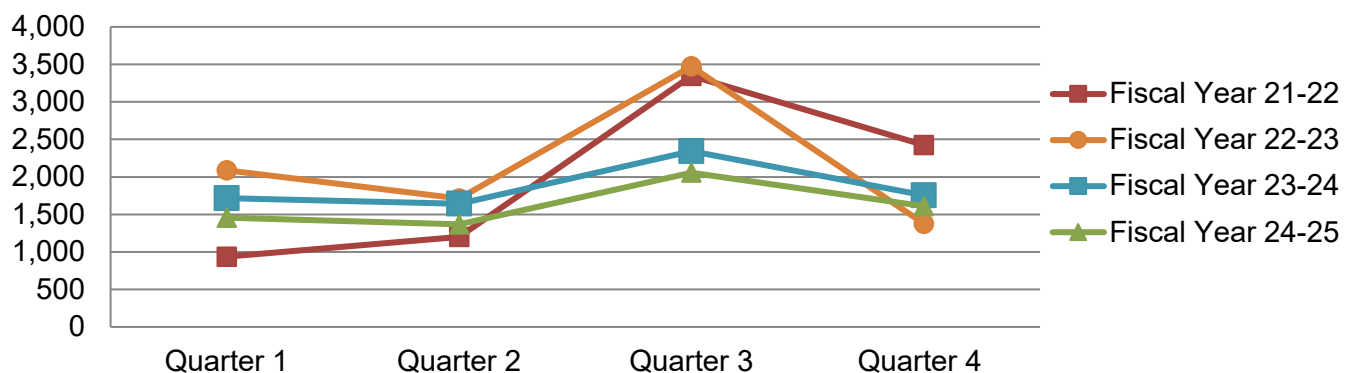
Fiscal Year	Quarter 1	Quarter 2	Quarter 3	Quarter 4	TOTAL
Fiscal Year 24-25	1,456	1,368	2,056	1,608	6,488
Fiscal Year 23-24	1,715	1,642	2,343	1,753	7,453
Fiscal Year 22-23	2,088	1,711	3,473	1,377	8,649
Fiscal Year 21-22	937	1,202	3,347	2,424	7,910

Applications Received data for the current quarter does not include applications received with monies that have not been deposited, as this process may take several weeks.

APPLICATIONS RECEIVED



APPLICATIONS RECEIVED



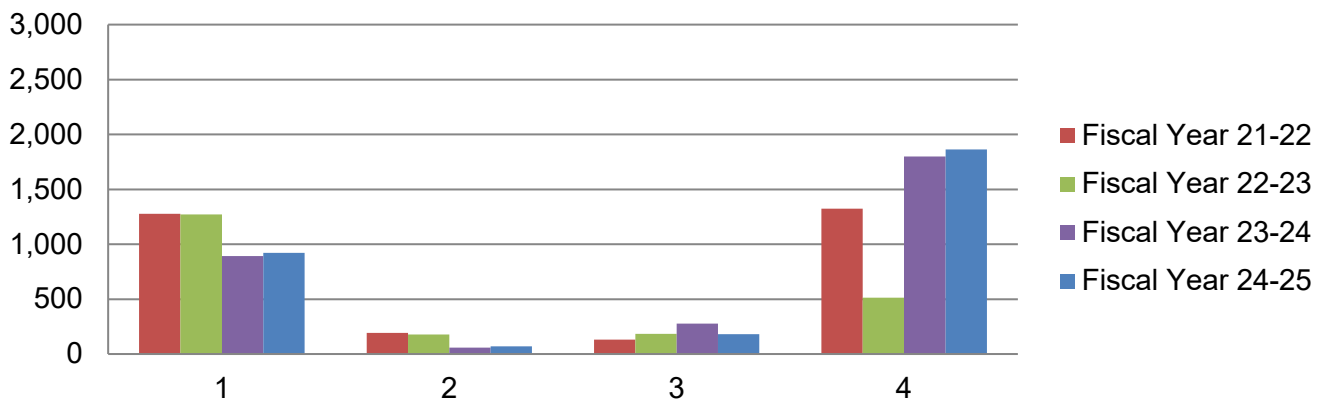
*Data provided pertains to initial Physician's and Surgeon's license applications and Transition from a PTL to a P&S License applications only and does not include data pertaining to Postgraduate Training Licenses.

Postgraduate Training License Applications Received* Fiscal Year History

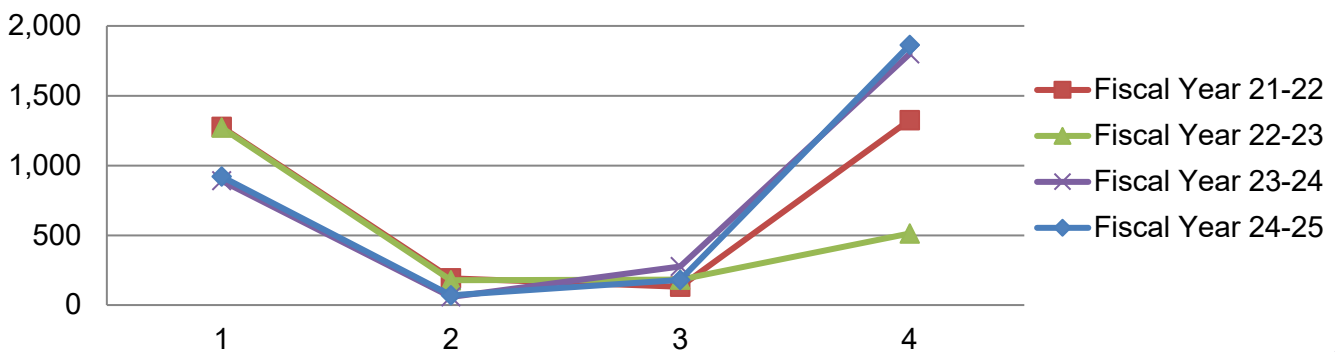
Fiscal Year	Quarter 1	Quarter 2	Quarter 3	Quarter 4	TOTAL
Fiscal Year 24-25	920	70	181	1863	3,034
Fiscal Year 23-24	892	58	277	1,799	3,026
Fiscal Year 22-23	1,271	178	183	513	2,145
Fiscal Year 21-22	1,277	191	131	1,325	2,924

*Applications Received data for the current quarter does not include applications received with monies that have not been deposited, as this process may take several weeks.

APPLICATIONS RECEIVED



APPLICATIONS RECEIVED



*Data provided pertains to Postgraduate Training Licenses only and does not include data pertaining to Physician's and Surgeon's applications.