

DATE REPORT ISSUED: November 17, 2025
ATTENTION: Members, Medical Board of California
SUBJECT: Licensing Program Summary
STAFF CONTACT: Douglas Hock, Chief of Licensing

REQUESTED ACTION

This report is intended to provide the Members with an update on the Licensing Program at the Medical Board of California (Board).

PROGRAM UPDATE

In Quarter 1 of Fiscal Year (FY) 2025-2026, the Board:

- Received 2,500 initial license applications:
 - 902 Physician's and Surgeon's (P&S) License
 - 539 Transition
 - 1,059 Postgraduate Training License (PTL)
- Issued a total of 3,711 licenses:
 - 1,720 P&S
 - 1,991 PTLs

The Licensing Program continues to enhance efficiency, streamline processes, and work to improve applicants' experience. Recent updates and initiatives include:

- **Form Updates:** Multiple applications have been revised for clarity, consistency, and streamlined submission:
 - The Duplicate Fictitious Name Permit and Application to Restore License to Active were reformatted, and unnecessary fields, such as Social Security Number (SSN), address, telephone, email, and certain certification sections, were removed.
 - The Timeline of Activities Form now clearly requires detailed activity descriptions inside and outside California.
- **Postgraduate Training Forms:**
 - The Certificate of Completion of Postgraduate Training (PTA/B) Form was updated to reduce unnecessary documentation for maternity/parental leave and to better capture performance improvement or remediation plans related to disciplinary actions.
 - Submission of the Postgraduate Training License Enrollment Form and Program Status Update/Change Form is now available through the DOCS portal, improving transmittal security and efficiency for programs.
 - The Research Form has been discontinued, and all references removed from the website, including related questions in other forms.

- **Process Improvements:**

- Applicants without an SSN or Individual Taxpayer Identification Number can now upload deficiency items electronically after receiving a BreEZe PIN.
- A new electronic Quality Assurance review process replaces paper reviews, improving speed, accuracy, and transparency.

These updates reflect the Board's ongoing commitment to providing clear, efficient, and reliable services to applicants and stakeholders while modernizing internal operations.

DOCS UPDATE

The Licensing Program continues to work with training programs and medical schools to update DOCS registration forms to allow broader acceptance of digital signature types. As of November 1, 2025, the Licensing Program received 148,960 uploaded documents for 33,891 applicants. In addition, 4,447 documents were submitted for 3,782 licensees.

LICENSING WEBMASTER

The Licensing Program responded to 2,754 emails from the Licensing Webmaster in Quarter 1 of the current fiscal year. The most common topics during this quarter were license updates, initial renewals, and fictitious name permit questions.

OUTREACH

In Quarter 1, the Board conducted 12 outreach activities (11 in-person, one virtual). During these events, the Board addressed licensing inquiries and guided programs, applicants, and licensees through the licensing and renewal processes. Topics discussed included, but were not limited to, a new ECFMG requirement for Canadian medical school graduates, PTL requirements, and first and second time renewal requirements.

CONSUMER INFORMATION UNIT

In Quarter 1 of FY 2025-2026, the Consumer Information Unit (CIU) received 17,676 calls, with an average wait time of two minutes. The top three topics addressed by CIU during this quarter were renewal assistance, complaint questions, and application questions.

WORKLOAD REPORT
as of September 30, 2025

CONSUMER INFORMATION UNIT Fiscal Year 25-26	2025-2026	Quarter 1	Quarter 2	Quarter 3	Quarter 4
Total Calls Answered	14,435	14,435			
*Calls Requesting Call Back	4,006	4,006			
Calls Abandoned	1,085	1,085			

CONSUMER INFORMATION UNIT Fiscal Year 24-25	2024-2025	Quarter 1	Quarter 2	Quarter 3	Quarter 4
Total Calls Answered	50,345	13,443	11,427	11,303	14,172
*Calls Requesting Call Back	12,125	2,685	1,755	2,213	5,472
Calls Abandoned	6,554	1,792	1,226	1,653	1,883

*Calls Requesting Call Back is a subset of Total Calls Answered

PHYSICIAN & SURGEON DATA Fiscal Year 25-26	2025-2026	Quarter 1	Quarter 2	Quarter 3	Quarter 4
P&S Initial License Apps Received	902	902			
P&S Transition Apps Received	539	539			
*Total P&S Applications Received	1,441	1,441			
Initial Reviews Completed	1,531	1,531			
Licenses Issued	1,720	1,720			
Renewals Issued	19,691	19,691			

PHYSICIAN & SURGEON DATA Fiscal Year 24-25	2024-2025	Quarter 1	Quarter 2	Quarter 3	Quarter 4
P&S Initial License Apps Received	4,965	922	1,181	1,735	1,127
P&S Transition Apps Received	1,523	534	187	321	481
*Total P&S Applications Received	6,488	1,456	1,368	2,056	1,608
Initial Reviews Completed	6,186	1,455	1,684	1,718	1,329
Licenses Issued	6,640	2,175	1,310	1,539	1,616
Renewals Issued	73,619	19,246	16,855	17,595	19,923

POSTGRADUATE TRAINING LICENSE DATA Fiscal Year 25-26	2025-2026	Quarter 1	Quarter 2	Quarter 3	Quarter 4
*Applications Received	1,059	1,059			
Initial Reviews Completed	1,917	1,917			
Licenses Issued	1,991	1,991			

POSTGRADUATE TRAINING LICENSE DATA Fiscal Year 24-25	2024-2025	Quarter 1	Quarter 2	Quarter 3	Quarter 4
*Applications Received	3,034	920	70	181	1,863
Initial Reviews Completed	2,850	1,773	186	31	860
Licenses Issued	2,947	1,952	837	31	127

*Applications Received does not include applications received with monies that have not been deposited, as this process may take several weeks.

WORKLOAD REPORT
as of September 30, 2025

CATEGORIES OF APPLICATIONS REFERRED TO SENIOR REVIEW 2* Fiscal Year 25-26	2025-2026	Quarter 1	Quarter 2	Quarter 3	Quarter 4
Alcohol/Drugs	7	7			
PG/Medical Knowledge	17	17			
Convictions	4	4			
Other	12	12			

CATEGORIES OF APPLICATIONS REFERRED TO SENIOR REVIEW 2* Fiscal Year 24-25	2024-2025	Quarter 1	Quarter 2	Quarter 3	Quarter 4
Alcohol/Drugs	15	5	6	3	1
PG/Medical Knowledge	88	29	24	18	17
Convictions	12	4	5	1	2
Other	33	6	12	4	11

*One application may be counted in more than one category.

LICENSED MIDWIVES Fiscal Year 25-26	2025-2026	Quarter 1	Quarter 2	Quarter 3	Quarter 4
Applications Received	2	2			
Licenses Issued	4	4			
Licenses Renewed	58	58			

LICENSED MIDWIVES Fiscal Year 24-25	2024-2025	Quarter 1	Quarter 2	Quarter 3	Quarter 4
Applications Received	36	9	10	6	11
Licenses Issued	34	8	8	9	9
Licenses Renewed	245	50	58	63	74

FICTITIOUS NAME PERMIT Fiscal Year 25-26	2025-2026	Quarter 1	Quarter 2	Quarter 3	Quarter 4
P&S - FNP Received	587	587			
P&S - FNP Issued	594	594			
P&S - FNP Renewed	1,378	1,378			
Podiatric FNP Received	23	23			
Podiatric FNP Issued	16	16			
Podiatric FNP Renewed	20	20			

FICTITIOUS NAME PERMIT Fiscal Year 24-25	2024-2025	Quarter 1	Quarter 2	Quarter 3	Quarter 4
P&S - FNP Received	2,154	508	410	528	708
P&S - FNP Issued	2,028	493	407	495	633
P&S - FNP Renewed	5,352	1,330	1,302	1,378	1,342
Podiatric FNP Received	31	6	10	7	8
Podiatric FNP Issued	31	10	4	7	10
Podiatric FNP Renewed	94	31	14	27	22

WORKLOAD REPORT
as of September 30, 2025

POLYSOMNOGRAPHY Fiscal Year 25-26	2025-2026	Quarter 1	Quarter 2	Quarter 3	Quarter 4
Trainee Applications Received	6	6			
Trainee Registrations Issued	6	6			
Trainee Registrations Renewed	11	11			
Technician Applications Received	11	11			
Technician Registrations Issued	12	12			
Technician Registrations Renewed	20	20			
Technologist Applications Received	19	19			
Technologist Registrations Issued	18	18			
Technologist Registrations Renewed	65	65			

POLYSOMNOGRAPHY Fiscal Year 24-25	2024-2025	Quarter 1	Quarter 2	Quarter 3	Quarter 4
Trainee Applications Received	79	17	11	37	14
Trainee Registrations Issued	77	18	10	26	23
Trainee Registrations Renewed	22	5	0	6	11
Technician Applications Received	37	11	8	10	8
Technician Registrations Issued	31	6	9	5	11
Technician Registrations Renewed	64	14	18	14	18
Technologist Applications Received	42	8	7	13	14
Technologist Registrations Issued	30	9	5	9	7
Technologist Registrations Renewed	393	130	107	83	73

WORKLOAD REPORT
as of September 30, 2025

SPECIAL PROGRAMS Fiscal Year 25-26	2025-2026	Quarter 1	Quarter2	Quarter 3	Quarter 4
2111 Applications Received	4	4			
2111 Applications Reviewed	6	6			
2111 Permits Issued	7	7			
2111 Permits Renewed	2	2			
2112 Applications Received	0	0			
2112 Applications Reviewed	0	0			
2112 Permits Issued	0	0			
2112 Permits Renewed	0	0			
2113 Applications Received	14	14			
2113 Applications Reviewed	14	14			
2113 Permits Issued	23	23			
2113 Permits Renewed	16	16			
2168 Applications Received	3	3			
2168 Applications Reviewed	0	0			
2168 Permits Issued	1	1			
2168 Permits Renewed	2	2			

SPECIAL PROGRAMS Fiscal Year 24-25	2024-2025	Quarter 1	Quarter2	Quarter 3	Quarter 4
2111 Applications Received	12	2	6	0	4
2111 Applications Reviewed	11	2	5	1	3
2111 Permits Issued	10	1	6	1	2
2111 Permits Renewed	11	1	0	8	2
2112 Applications Received	1	1	0	0	0
2112 Applications Reviewed	1	1	0	0	0
2112 Permits Issued	1	0	1	0	0
2112 Permits Renewed	1	0	0	0	1
2113 Applications Received	47	9	14	11	13
2113 Applications Reviewed	46	11	12	14	9
2113 Permits Issued	46	14	8	14	10
2113 Permits Renewed	54	9	10	10	25
2168 Applications Received	5	2	0	0	3
2168 Applications Reviewed	4	0	2	0	2
2168 Permits Issued	1	0	0	0	1
2168 Permits Renewed	11	5	2	3	1

2111 - Visiting Fellow (doesn't satisfy postgraduate training required for licensure)

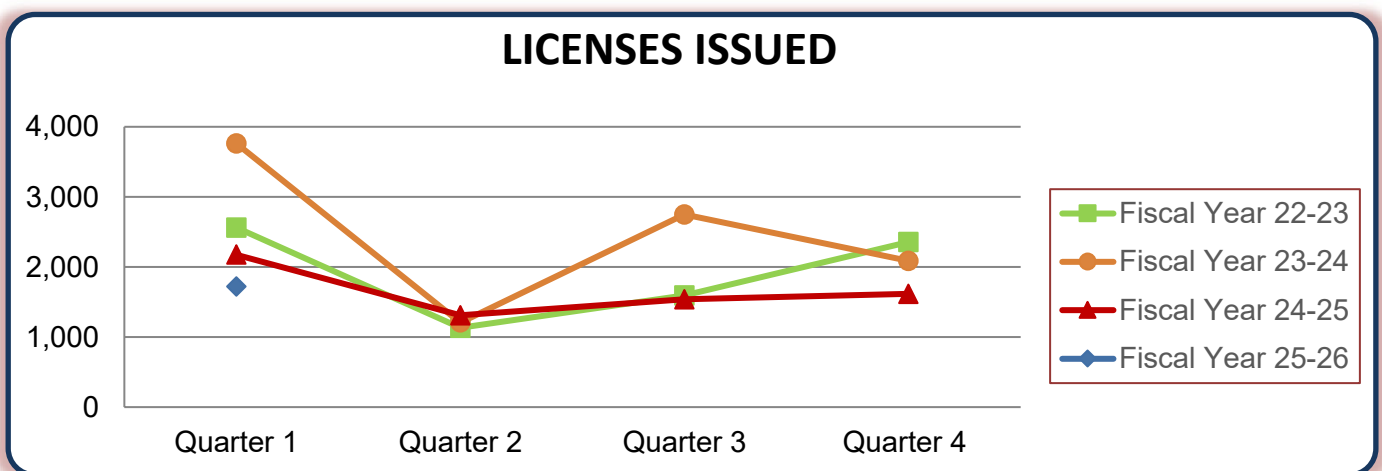
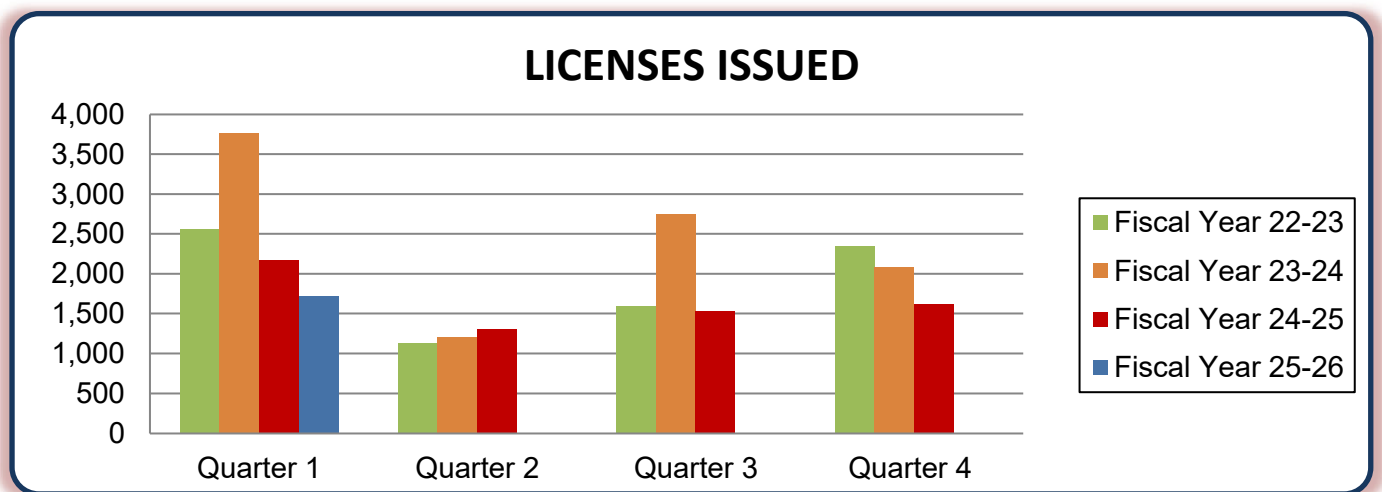
2112 - Hospital Fellowship Program Non-Citizen (doesn't satisfy postgraduate training required for licensure)

2113 - Medical School Faculty Member (may satisfy postgraduate training required for licensure)

2168 - Special Faculty Permit (academically eminent; unrestricted practice within sponsoring medical school - not eligible for licensure)

**Physician's and Surgeon's Licenses Issued*
Four Fiscal Year History**

Fiscal Year	Quarter 1	Quarter 2	Quarter 3	Quarter 4	TOTAL
Fiscal Year 25-26	1,720				1,720
Fiscal Year 24-25	2,175	1,310	1,539	1,616	6,640
Fiscal Year 23-24	3,763	1,207	2,750	2,086	9,806
Fiscal Year 22-23	2,561	1,131	1,593	2,354	7,639

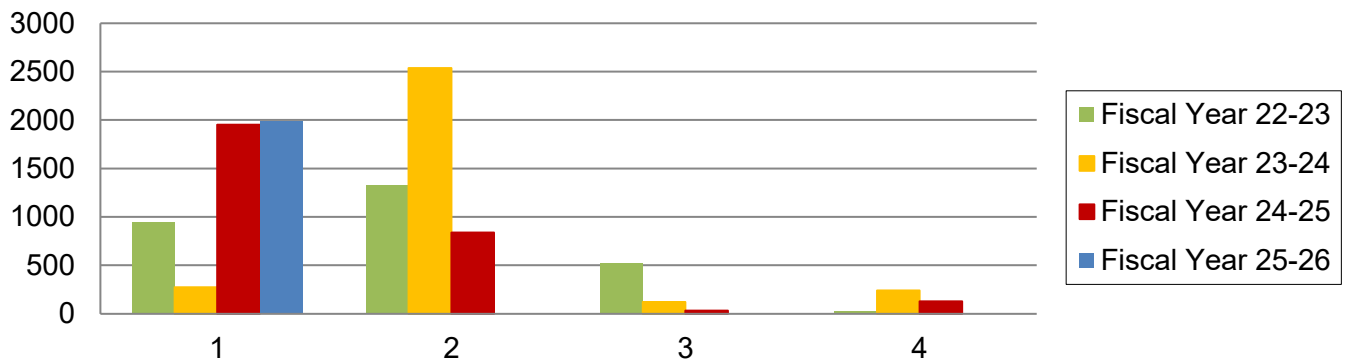


*Data provided pertains to Physician's and Surgeon's licenses only and does not include data

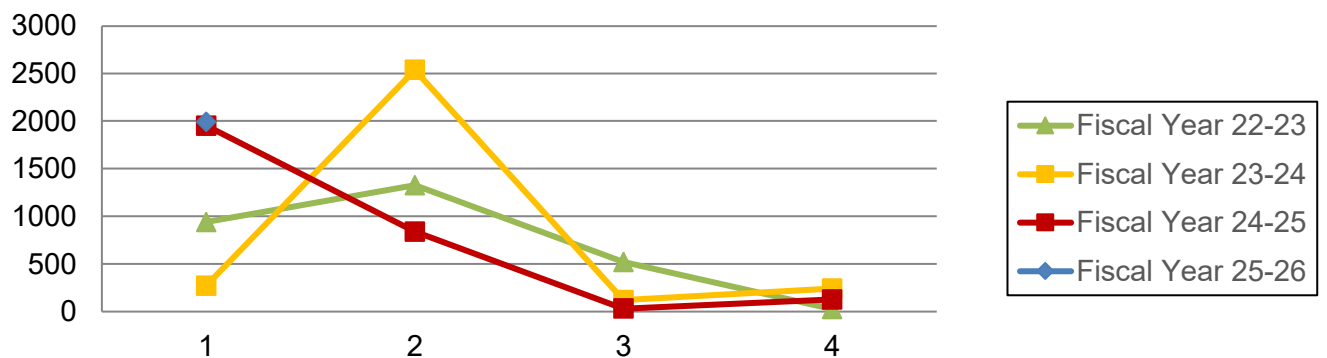
Postgraduate Training Licenses Issued* Fiscal Year History

Fiscal Year	Quarter 1	Quarter 2	Quarter 3	Quarter 4	TOTAL
Fiscal Year 25-26	1,991				1,991
Fiscal Year 24-25	1,952	837	31	127	2,947
Fiscal Year 23-24	270	2,538	119	240	3,167
Fiscal Year 22-23	939	1,326	520	25	2,810

LICENSES ISSUED



LICENSES ISSUED

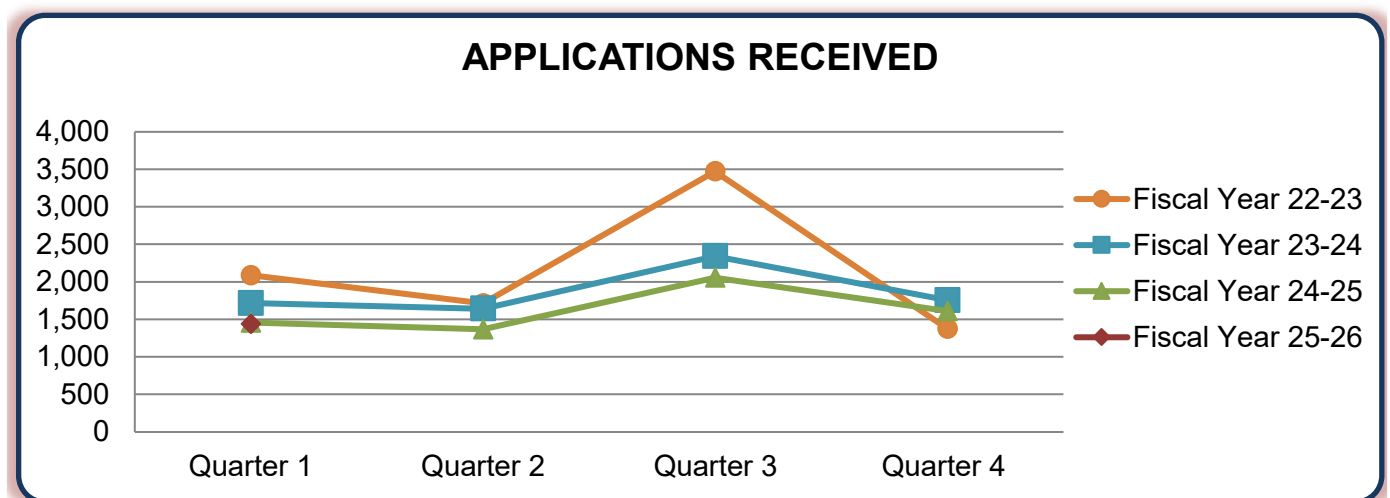
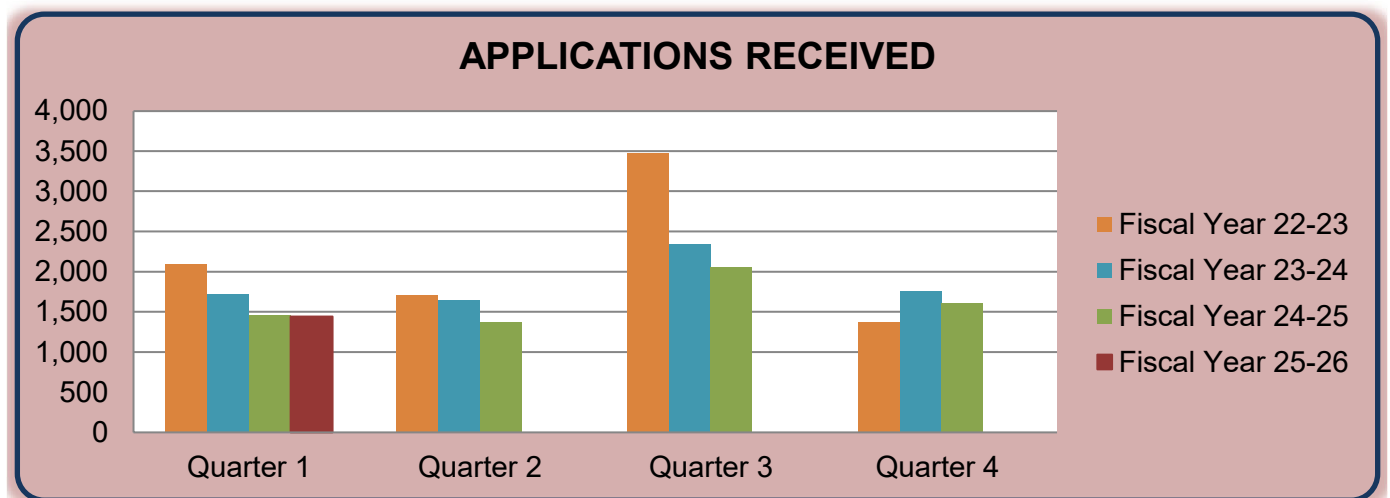


*Data provided pertains to Postgraduate Training Licenses only and does not include data pertaining to Physician's and Surgeon's Licenses.

Physician's and Surgeon's Applications Received* Four Fiscal Year History

Fiscal Year	Quarter 1	Quarter 2	Quarter 3	Quarter 4	TOTAL
Fiscal Year 25-26	1,441				1,441
Fiscal Year 24-25	1,456	1,368	2,056	1,608	6,488
Fiscal Year 23-24	1,715	1,642	2,343	1,753	7,453
Fiscal Year 22-23	2,088	1,711	3,473	1,377	8,649

Applications Received data for the current quarter does not include applications received with monies that have not been deposited, as this process may take several weeks.



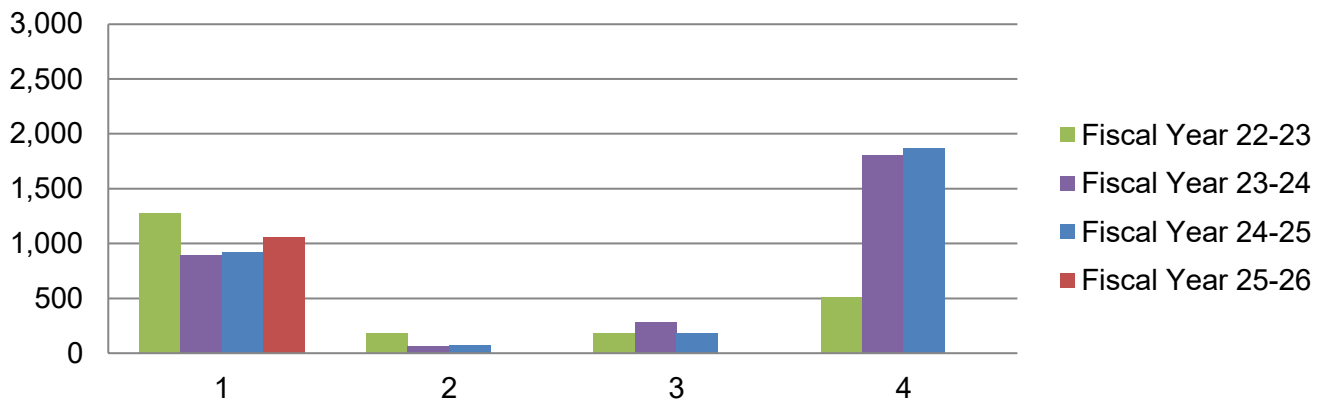
*Data provided pertains to initial Physician's and Surgeon's license applications and Transition from a PTL to a P&S License applications only and does not include data pertaining to Postgraduate Training Licenses.

Postgraduate Training License Applications Received* Fiscal Year History

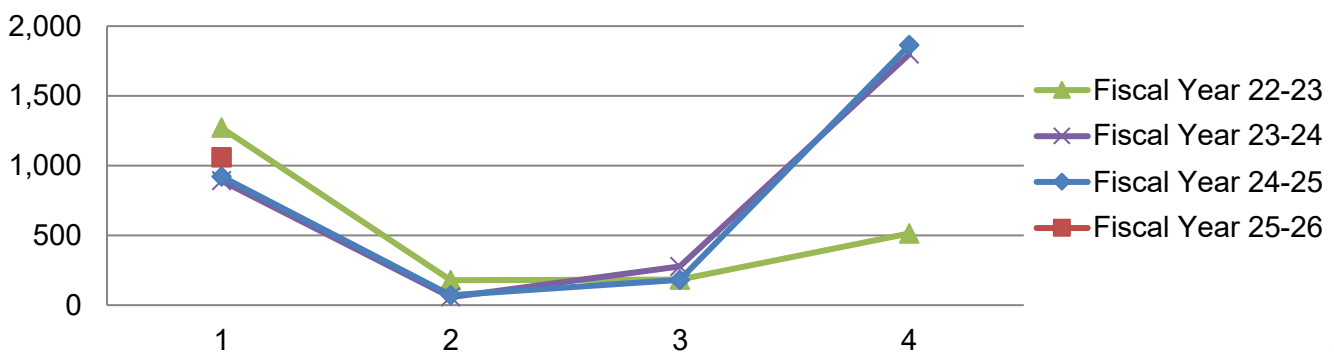
Fiscal Year	Quarter 1	Quarter 2	Quarter 3	Quarter 4	TOTAL
Fiscal Year 25-26	1,059				1,059
Fiscal Year 24-25	920	70	181	1,863	3,034
Fiscal Year 23-24	892	58	277	1,799	3,026
Fiscal Year 22-23	1,271	178	183	513	2,145

*Applications Received data for the current quarter does not include applications received with monies that have not been deposited, as this process may take several weeks.

APPLICATIONS RECEIVED



APPLICATIONS RECEIVED



*Data provided pertains to Postgraduate Training Licenses only and does not include data pertaining to Physician's and Surgeon's applications.