

MEDICAL BOARD STAFF REPORT

DATE REPORT ISSUED: April 24, 2026
ATTENTION: Members, Medical Board of California
SUBJECT: Licensing Program Summary
STAFF CONTACT: Douglas Hock, Chief of Licensing

REQUESTED ACTION

This report is intended to provide the Members of the Board with an update on the Licensing Program at the Medical Board of California (Board).

PROGRAM UPDATE

In Quarter 3 of Fiscal Year (FY) 2025-2026, the Board:

- Received 2,717 initial license applications:
 - 1,910 Physician's and Surgeon's (P&S) License
 - 575 Transition to P&S License
 - 232 Postgraduate Training License (PTL)
- Issued a total of 1,828 licenses:
 - 1,781 P&S
 - 47 PTLs

The Licensing Program remains committed to strengthening operational efficiency by streamlining processes, reducing application processing times, and enhancing the overall applicant experience. The Licensing supervisors continually monitor workflows, assess evolving program needs, and implement adjustments to ensure procedures remain effective, consistent, timely, and responsive. Recent updates and initiatives include:

- To ensure all program signatures were current and accurate, the Board recently conducted a re-registration process for DOCS users to accept all types of electronic signatures through DOCS. Transcripts submitted through DOCS no longer require official letterhead, signatures, seals, or graduation dates, and reviewers can now verify the degree date through the MED form received from the medical school.
- The Licensing Program continues to advance its paperless initiatives in Quarter 3 by actively scanning and purging documents, eliminating 29 boxes to support retention requirements and reduce storage costs.
- The Licensing Program continues to develop key processes to transition to an online format in the BreEZe system, such as allowing physicians to upload CME documentation electronically, and allowing midwives to apply for licenses without submitting paper documents.

- Staff continue to collaborate with the Department of Consumer Affairs to update procedure manuals, so they accurately reflect new paperless workflows, revised processes, and updated document titles.

The Licensing Program continues modernizing its operations by updating transcript requirements, simplifying DOCS submissions, expanding paperless workflows, and moving key processes into the BreEZe system. These improvements collectively enhance efficiency, reduce manual processing, and support a fully digital, streamlined licensing experience.

LICENSING WEBMASTER

The Licensing Program responded to 3,368 emails from the Licensing Webmaster in Quarter 3 of the current fiscal year. The most common topics during this quarter were license updates, initial renewals, and continuing medical education requirements.

OUTREACH

In Quarter 3, the Board conducted three outreach activities, all in person:

- College Medical Center – Long Beach
- University of California, San Diego – First time our current outreach staff has visited this location
- 2026 February Board meeting – Pasadena

During these events, the Board responded to licensing inquiries and guided programs, applicants, and licensees through the licensing and renewal processes. Topics discussed included, but were not limited to, PTL requirements, and first- and second-time renewal requirements.

CONSUMER INFORMATION UNIT

In Quarter 3 of FY 2025-2026, the Consumer Information Unit (CIU) received 11,535 calls, with an average wait time of one minute. In addition, callers requesting a call back decreased from Quarter 2, from 975 to 298 in Quarter 3. Calls abandoned dropped from 965 to 422 in the same period with more calls being answered in Quarter 3 than in Quarter 2. The top three topics addressed by CIU during this quarter were renewal assistance, complaint questions, and application questions.

**WORKLOAD REPORT
as of March 31, 2026**

CONSUMER INFORMATION UNIT Fiscal Year 25-26	2025- 2026	Quarter 1	Quarter 2	Quarter 3	Quarter 4
Total Calls Answered	36,998	14,435	11,028	11,535	
*Calls Requesting Call Back	5,279	4,006	975	298	
Calls Abandoned	2,472	1,085	965	422	

CONSUMER INFORMATION UNIT Fiscal Year 24-25	2024- 2025	Quarter 1	Quarter 2	Quarter 3	Quarter 4
Total Calls Answered	50,345	13,443	11,427	11,303	14,172
*Calls Requesting Call Back	12,125	2,685	1,755	2,213	5,472
Calls Abandoned	6,554	1,792	1,226	1,653	1,883

*Calls Requesting Call Back is a subset of Total Calls Answered

PHYSICIAN & SURGEON DATA Fiscal Year 25-26	2025- 2026	Quarter 1	Quarter 2	Quarter 3	Quarter 4
P&S Initial License Apps Received	3,972	901	1,161	1,910	
P&S Transition Apps Received	1,395	539	281	575	
*Total P&S Applications Received	5,367	1,440	1,442	2,485	
Initial Reviews Completed	5,588	1,531	1,802	2,255	
Licenses Issued	4,950	1,720	1,449	1,781	
Renewals Issued	61,310	19,691	21,713	19,906	

PHYSICIAN & SURGEON DATA Fiscal Year 24-25	2024- 2025	Quarter 1	Quarter 2	Quarter 3	Quarter 4
P&S Initial License Apps Received	4,965	922	1,181	1,735	1,127
P&S Transition Apps Received	1,523	534	187	321	481
*Total P&S Applications Received	6,488	1,456	1,368	2,056	1,608
Initial Reviews Completed	6,186	1,455	1,684	1,718	1,329
Licenses Issued	6,640	2,175	1,310	1,539	1,616
Renewals Issued	73,619	19,246	16,855	17,595	19,923

POSTGRADUATE TRAINING LICENSE DATA Fiscal Year 25-26	2025- 2026	Quarter 1	Quarter 2	Quarter 3	Quarter 4
*Applications Received	1,416	1,059	125	232	
Initial Reviews Completed	2,382	1,917	431	34	
Licenses Issued	3,095	1,991	1,057	47	

POSTGRADUATE TRAINING LICENSE DATA Fiscal Year 24-25	2024- 2025	Quarter 1	Quarter 2	Quarter 3	Quarter 4
*Applications Received	3,034	920	70	181	1,863
Initial Reviews Completed	2,850	1,773	186	31	860
Licenses Issued	2,947	1,952	837	31	127

*Applications Received does not include applications received with monies that have not been deposited, as this process may take several weeks.

WORKLOAD REPORT
as of March 31, 2026

CATEGORIES OF APPLICATIONS REFERRED TO SENIOR REVIEW 2* Fiscal Year 25-26	2025- 2026	Quarter 1	Quarter 2	Quarter 3	Quarter 4
Alcohol/Drugs	16	7	4	5	
PG/Medical Knowledge	49	17	17	15	
Convictions	9	4	4	1	
Other	23	12	5	6	

CATEGORIES OF APPLICATIONS REFERRED TO SENIOR REVIEW 2* Fiscal Year 24-25	2024- 2025	Quarter 1	Quarter 2	Quarter 3	Quarter 4
Alcohol/Drugs	15	5	6	3	1
PG/Medical Knowledge	88	29	24	18	17
Convictions	12	4	5	1	2
Other	33	6	12	4	11

*One application may be counted in more than one category.

LICENSED MIDWIVES Fiscal Year 25-26	2025- 2026	Quarter 1	Quarter 2	Quarter 3	Quarter 4
Applications Received	14	2	8	4	
Licenses Issued	16	4	7	5	
Licenses Renewed	175	58	53	64	

LICENSED MIDWIVES Fiscal Year 24-25	2024- 2025	Quarter 1	Quarter 2	Quarter 3	Quarter 4
Applications Received	36	9	10	6	11
Licenses Issued	34	8	8	9	9
Licenses Renewed	245	50	58	63	74

FICTITIOUS NAME PERMIT Fiscal Year 25-26	2025- 2026	Quarter 1	Quarter 2	Quarter 3	Quarter 4
P&S - FNP Received	1,779	587	561	631	
P&S - FNP Issued	1,649	594	512	543	
P&S - FNP Renewed	4,069	1,378	1,324	1,367	
Podiatric FNP Received	38	23	8	7	
Podiatric FNP Issued	38	16	10	12	
Podiatric FNP Renewed	80	20	29	31	

FICTITIOUS NAME PERMIT Fiscal Year 24-25	2024- 2025	Quarter 1	Quarter 2	Quarter 3	Quarter 4
P&S - FNP Received	2,154	508	410	528	708
P&S - FNP Issued	2,028	493	407	495	633
P&S - FNP Renewed	5,352	1,330	1,302	1,378	1,342
Podiatric FNP Received	31	6	10	7	8
Podiatric FNP Issued	31	10	4	7	10
Podiatric FNP Renewed	94	31	14	27	22

WORKLOAD REPORT
as of March 31, 2026

POLYSOMNOGRAPHY Fiscal Year 25-26	2025- 2026	Quarter 1	Quarter 2	Quarter 3	Quarter 4
Trainee Applications Received	24	6	8	10	
Trainee Registrations Issued	28	6	8	14	
Trainee Registrations Renewed	16	11	3	2	
Technician Applications Received	24	11	5	8	
Technician Registrations Issued	26	12	3	11	
Technician Registrations Renewed	49	20	11	18	
Technologist Applications Received	49	19	14	16	
Technologist Registrations Issued	41	18	10	13	
Technologist Registrations Renewed	136	65	32	39	

POLYSOMNOGRAPHY Fiscal Year 24-25	2024- 2025	Quarter 1	Quarter 2	Quarter 3	Quarter 4
Trainee Applications Received	79	17	11	37	14
Trainee Registrations Issued	77	18	10	26	23
Trainee Registrations Renewed	22	5	0	6	11
Technician Applications Received	37	11	8	10	8
Technician Registrations Issued	31	6	9	5	11
Technician Registrations Renewed	64	14	18	14	18
Technologist Applications Received	42	8	7	13	14
Technologist Registrations Issued	30	9	5	9	7
Technologist Registrations Renewed	393	130	107	83	73

WORKLOAD REPORT
as of March 31, 2026

SPECIAL PROGRAMS Fiscal Year 25-26	2025-2026	Quarter 1	Quarter2	Quarter 3	Quarter 4
2111 Applications Received	15	4	7	4	
2111 Applications Reviewed	17	6	7	4	
2111 Permits Issued	17	7	6	4	
2111 Permits Renewed	8	2	5	1	
2112 Applications Received	1	0	0	1	
2112 Applications Reviewed	1	0	0	1	
2112 Permits Issued	1	0	0	1	
2112 Permits Renewed	0	0	0	0	
2113 Applications Received	47	14	20	13	
2113 Applications Reviewed	43	17	16	10	
2113 Permits Issued	46	23	12	11	
2113 Permits Renewed	49	16	18	15	
2168 Applications Received	6	3	1	2	
2168 Applications Reviewed	3	2	0	1	
2168 Permits Issued	6	1	3	2	
2168 Permits Renewed	6	2	2	2	

SPECIAL PROGRAMS Fiscal Year 24-25	2024-2025	Quarter 1	Quarter2	Quarter 3	Quarter 4
2111 Applications Received	12	2	6	0	4
2111 Applications Reviewed	11	2	5	1	3
2111 Permits Issued	10	1	6	1	2
2111 Permits Renewed	11	1	0	8	2
2112 Applications Received	1	1	0	0	0
2112 Applications Reviewed	1	1	0	0	0
2112 Permits Issued	1	0	1	0	0
2112 Permits Renewed	1	0	0	0	1
2113 Applications Received	47	9	14	11	13
2113 Applications Reviewed	46	11	12	14	9
2113 Permits Issued	46	14	8	14	10
2113 Permits Renewed	54	9	10	10	25
2168 Applications Received	5	2	0	0	3
2168 Applications Reviewed	4	0	2	0	2
2168 Permits Issued	1	0	0	0	1
2168 Permits Renewed	11	5	2	3	1

2111 - Visiting Fellow (doesn't satisfy postgraduate training required for licensure)

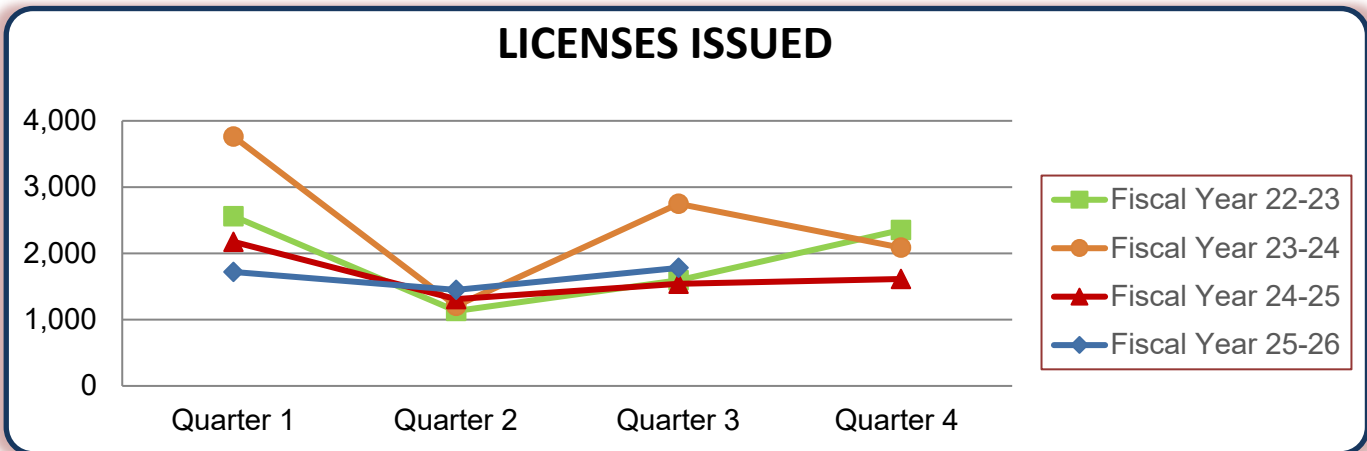
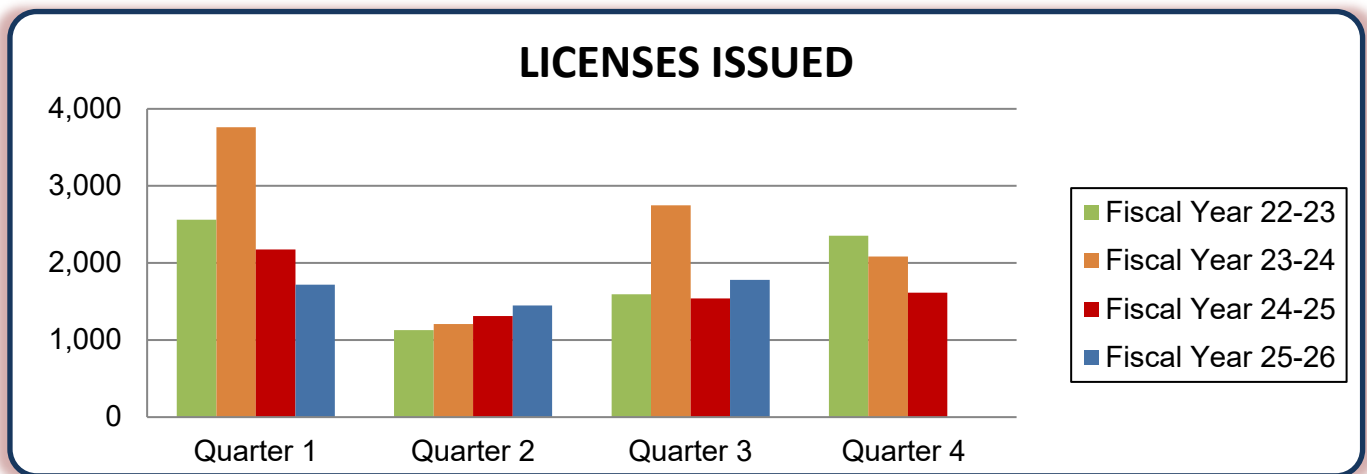
2112 - Hospital Fellowship Program Non-Citizen (doesn't satisfy postgraduate training required for licensure)

2113 - Medical School Faculty Member (may satisfy postgraduate training required for licensure)

2168 - Special Faculty Permit (academically eminent; unrestricted practice within sponsoring medical school - not eligible for licensure)

**Physician's and Surgeon's Licenses Issued*
Four Fiscal Year History**

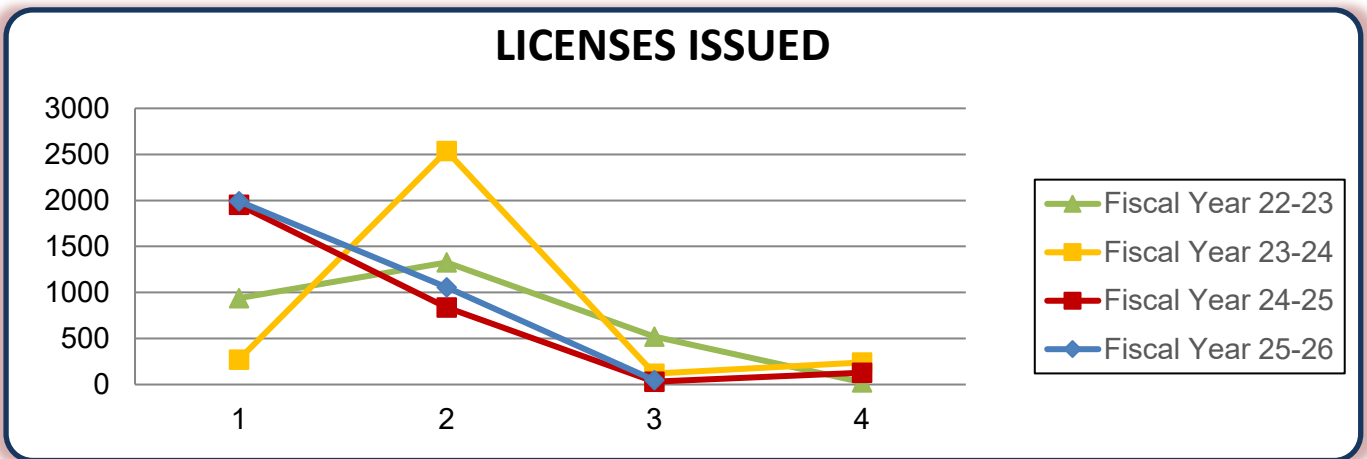
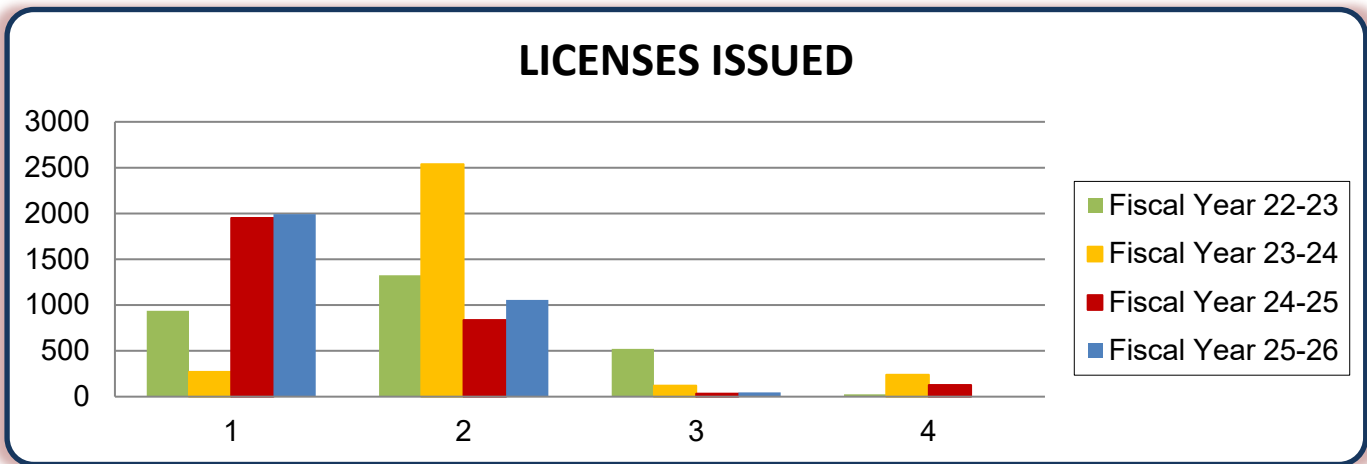
Fiscal Year	Quarter 1	Quarter 2	Quarter 3	Quarter 4	TOTAL
Fiscal Year 25-26	1,720	1,449	1,781		4,950
Fiscal Year 24-25	2,175	1,310	1,539	1,616	6,640
Fiscal Year 23-24	3,763	1,207	2,750	2,086	9,806
Fiscal Year 22-23	2,561	1,131	1,593	2,354	7,639



*Data provided pertains to Physician's and Surgeon's Licenses only and does not include data pertaining to Postgraduate Training Licenses.

**Postgraduate Training Licenses Issued*
Fiscal Year History**

Fiscal Year	Quarter 1	Quarter 2	Quarter 3	Quarter 4	TOTAL
Fiscal Year 25-26	1,991	1,057	47		3,095
Fiscal Year 24-25	1,952	837	31	127	2,947
Fiscal Year 23-24	270	2,538	119	240	3,167
Fiscal Year 22-23	939	1,326	520	25	2,810

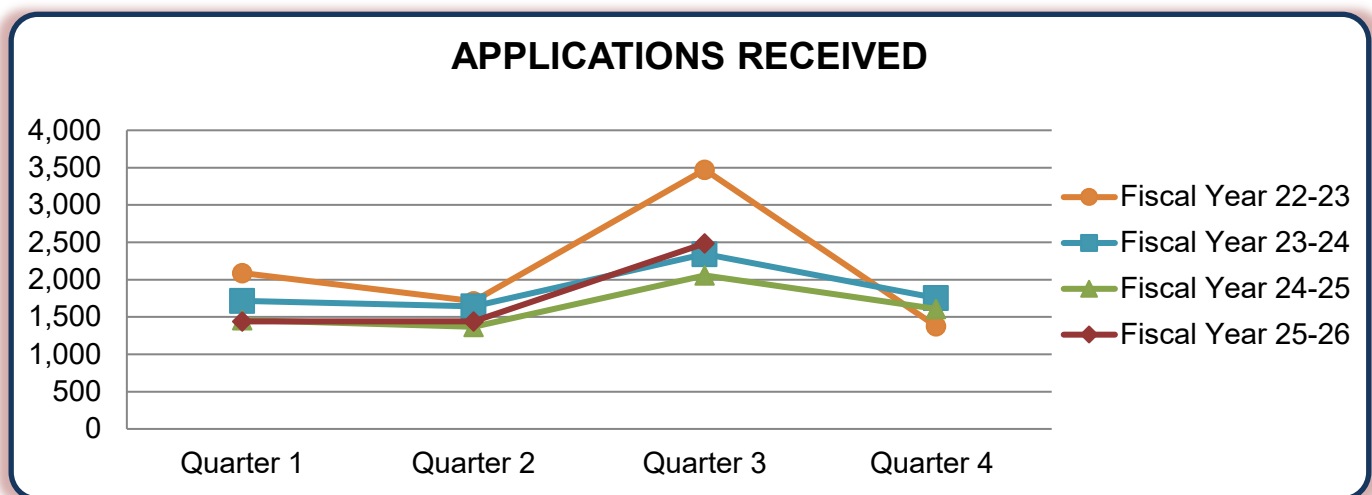
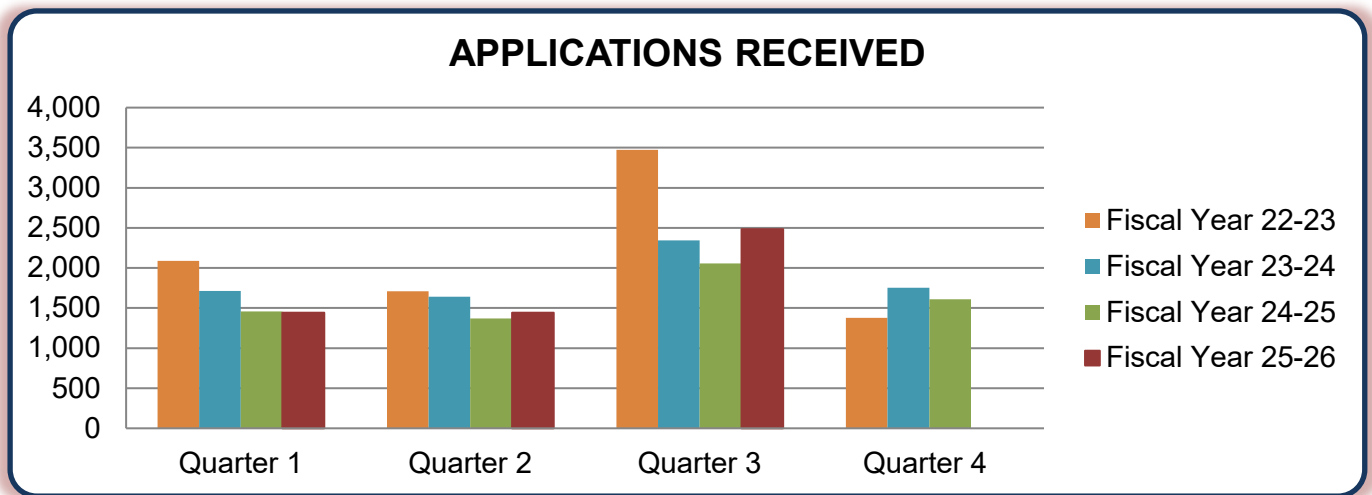


*Data provided pertains to Postgraduate Training Licenses only and does not include data pertaining to Physician's and Surgeon's Licenses.

**Physician's and Surgeon's Applications Received*
Four Fiscal Year History**

Fiscal Year	Quarter 1	Quarter 2	Quarter 3	Quarter 4	TOTAL
Fiscal Year 25-26	1,440	1,442	2,485		5,367
Fiscal Year 24-25	1,456	1,368	2,056	1,608	6,488
Fiscal Year 23-24	1,715	1,642	2,343	1,753	7,453
Fiscal Year 22-23	2,088	1,711	3,473	1,377	8,649

Applications Received data for the current quarter does not include applications received with monies that have not been deposited, as this process may take several weeks.

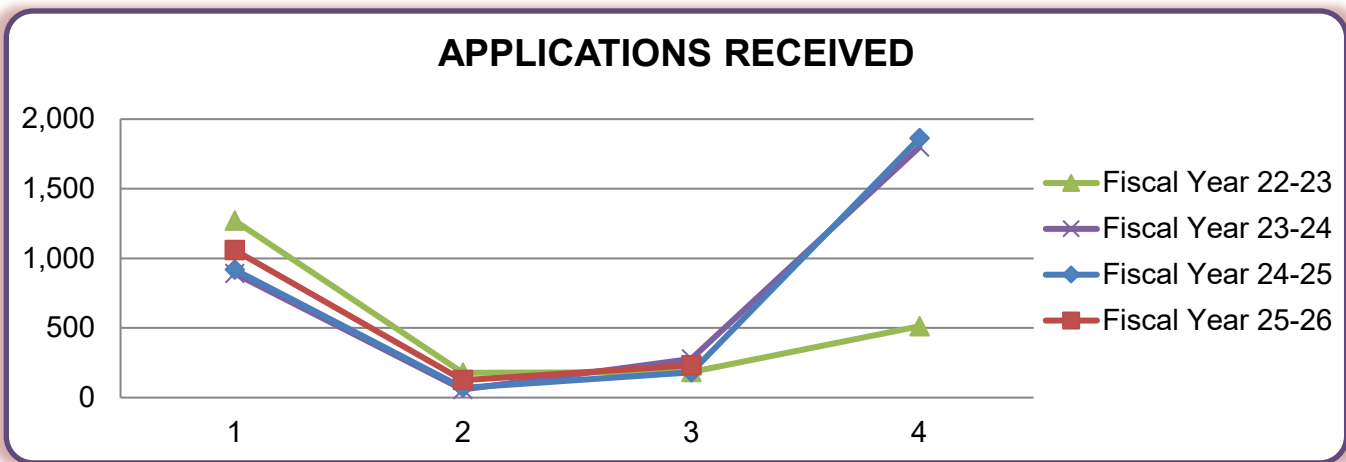
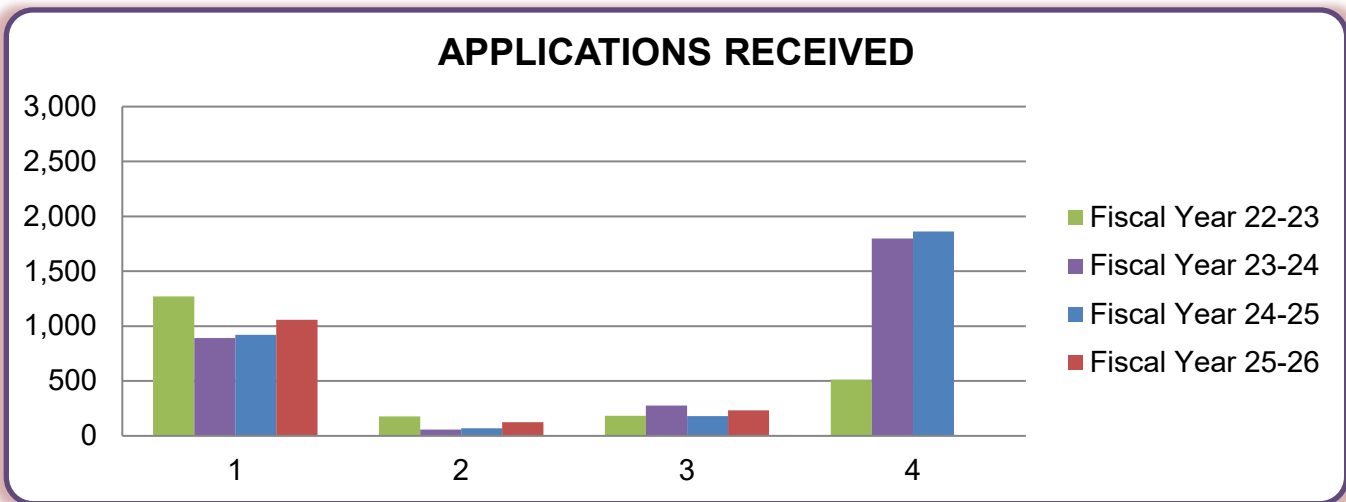


*Data provided pertains to initial Physician's and Surgeon's license applications and Transition from a PTL to a P&S License applications only and does not include data pertaining to Postgraduate Training Licenses.

Postgraduate Training License Applications Received* Fiscal Year History

Fiscal Year	Quarter 1	Quarter 2	Quarter 3	Quarter 4	TOTAL
Fiscal Year 25-26	1,059	125	232		1,416
Fiscal Year 24-25	920	70	181	1,863	3,034
Fiscal Year 23-24	892	58	277	1,799	3,026
Fiscal Year 22-23	1,271	178	183	513	2,145

*Applications Received data for the current quarter does not include applications received with monies that have not been deposited, as this process may take several weeks.



*Data provided pertains to Postgraduate Training Licenses only and does not include data pertaining to Physician's and Surgeon's applications.